



BAS121/A/C/S

SURFACE MOUNT HIGH VOLTAGE, LOW LEAKAGE SWITCHING DIODE

VOLTAGE 250 Volts **POWER** 250 mW **SOT-23** Unit: inch (mm)

FEATURES

- High Reverse Blocking Voltage
- Extremely Low Reverse Leakage Current
- Surface Mount Package Ideally Suited for Automatic Insertion
- In compliance with EU RoHS 2002/95/EC directives

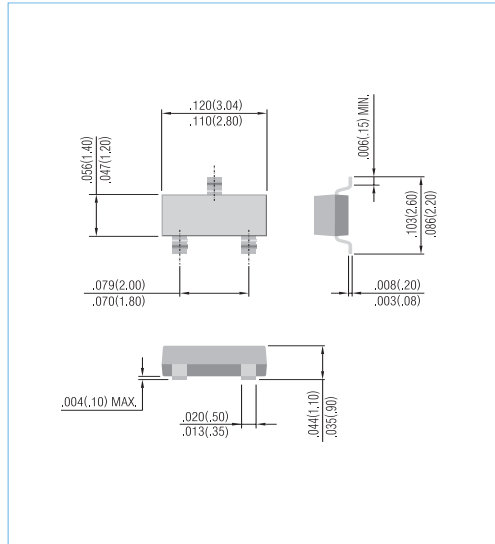
MECHANICAL DATA

Case : SOT-23, Plastic

Terminals : Solderable per MIL-STD-750, Method 2026

Approx weight : 0.008 gram

Marking : P8



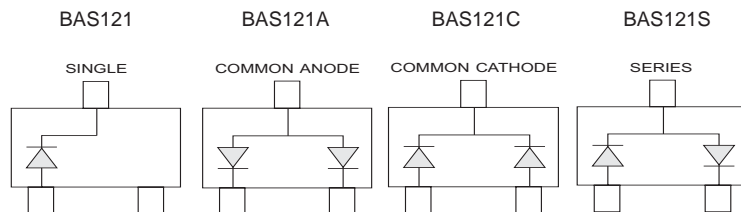
ABSOLUTE RATINGS

PARAMETER	SYMBOL	VALUE	UNITS
Reverse Voltage	V_R	250	V
Peak Reverse Voltage	V_{RRM}	250	V
Continuous Forward Current	I_F	0.2	A
Non-repetitive Peak Forward Surge Current at $t=1.0 \mu s$	I_{FSM}	4.0	A
Power Dissipation ⁽¹⁾	P_{TOT}	250	mW
Junction and Storage Temperature	T_J, T_{STG}	-55 to 150	°C

THERMAL CHARACTERISTICS

PARAMETER	SYMBOL	VALUE	UNITS
Thermal Resistance , Junction to Ambient ⁽¹⁾	$R_{\theta JA}$	500	°C/W

Note 1. FR-5 Board = 1.0 x 0.75 x 0.062 in





BAS121/A/C/S

ELECTRICAL CHARACTERISTICS (T_A=25°C, unless otherwise noted)

PARAMETER	SYMBOL	TEST CONDITION	MIN.	TYP.	MAX.	UNITS
Reverse Breakdown Voltage	V _(BR)	I _R =100μA	250	-	-	V
Forward Voltage	V _F	I _F =1 mA I _F =100 mA I _F =50 mA I _F =150 mA	-	-	0.90 1.00 1.10 1.25	V
Reverse Current at Rated V _R	I _R	T _J =25°C T _J =150°C	-	-	0.005 10	μA
Total Capacitance	C _T	f=1.0MHz ; V _R =0V	-	-	5.0	pF
Reverse Recovery Time	t _{rr}	I _F =I _R =30mA, I _{rr} =3mA, R _L =100Ω	-	-	3000	ns

ELECTRICAL CHARACTERISTICS CURVE

ELECTRICAL CHARACTERISTICS CURVES

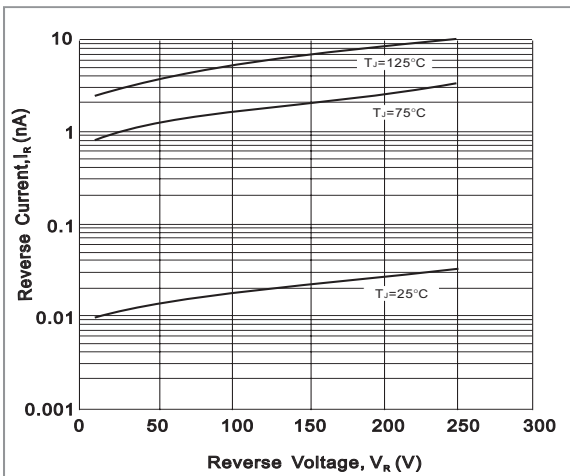


FIG. 1-REVERSE CHARACTERISTICS

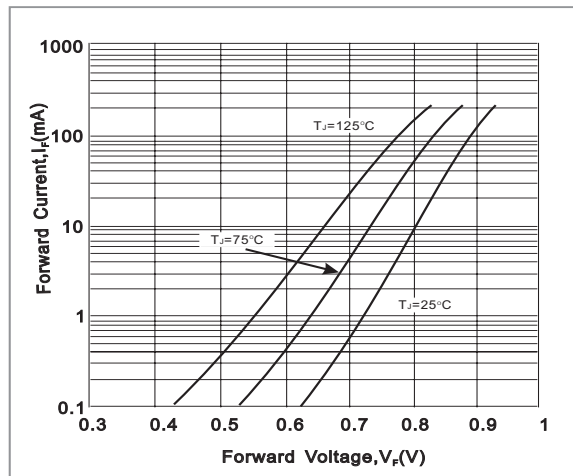


FIG. 2-FORWARD CHARACTERISTICS

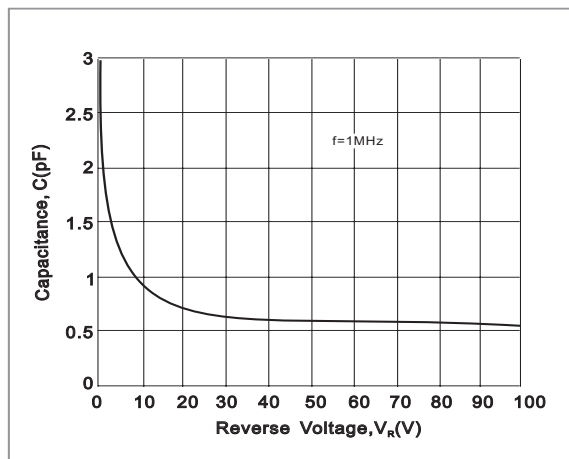
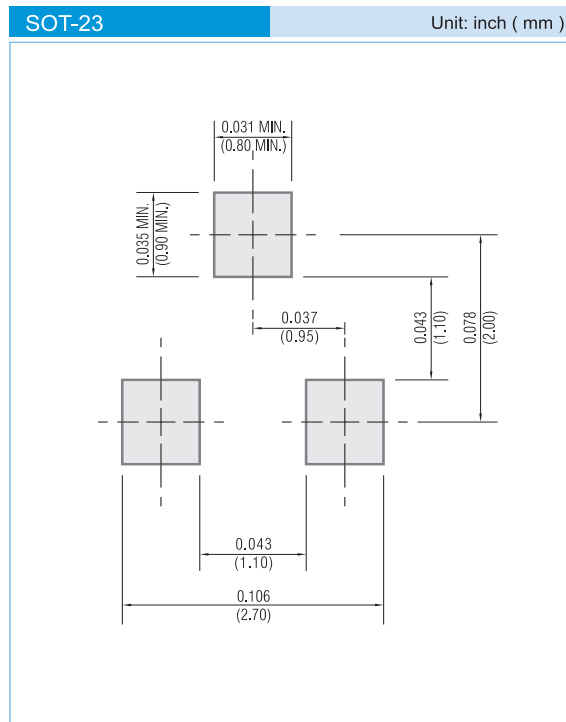


FIG. 3-CAPACITANCE



BAS121/A/C/S

MOUNTING PAD LAYOUT



ORDER INFORMATION

- Packing information
 - T/R - 12K per 13" plastic Reel
 - T/R - 3K per 7" plastic Reel

LEGAL STATEMENT

Copyright PanJit International, Inc 2009

The information presented in this document is believed to be accurate and reliable. The specifications and information herein are subject to change without notice. Pan Jit makes no warranty, representation or guarantee regarding the suitability of its products for any particular purpose. Pan Jit products are not authorized for use in life support devices or systems. Pan Jit does not convey any license under its patent rights or rights of others.