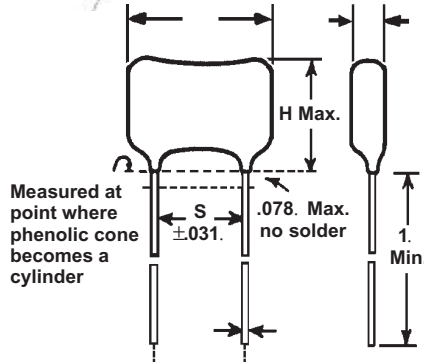


Types CD17, CD18 & CDV18, High-Frequency, Mica Capacitors

High-Frequency Capacitors for CATV and RF Applications



Types CD17 and CD18 assure controlled, resonance-free performance through 1 GHz. Insertion loss data is typically flat within ± 0.1 dB over the entire frequency range, and is specified to be flat within ± 0.2 dB. Interchangeable with the most popular, common mica capacitors, Type CD17 is available in the same case sizes and lead spacing as CD15; CD18, in the same case sizes and lead spacing as CD19, and CDV18, in the same as CDV19.

Highlights

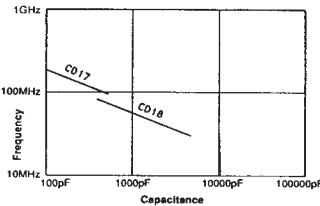
- Shockproof and delamination free
- Near zero capacitance change with (t), (V) and (f)
- Very high Q at UHF/VHF frequencies
- 0.0005 typical dissipation factor
- 100,000 V/ μ s dV/dt capability minimum
- Low, notch-free impedance to beyond 1 GHz
- Ultra low ESR for cool operation

Specifications

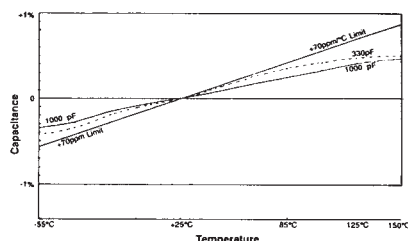
Voltage Range:	100 Vdc to 1,000 Vdc
Capacitance Range:	1 pF to 5,100 pF
Capacitance Tolerance:	$\pm 1/2$ pF (D), ± 1 pF (C), $\pm 1/2\%$ (E), $\pm 1\%$ (F), $\pm 2\%$ (G), $\pm 5\%$ (J)
Temperature Range:	-55°C to $+150^\circ\text{C}$

Typical Performance Curves

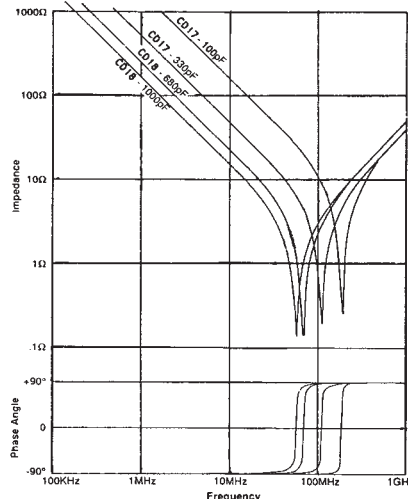
Self-Resonant Frequency vs. Capacitance



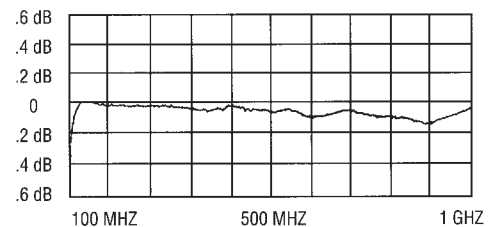
Capacitance Change vs. Temperature



Impedance and Phase Angle vs. Frequency



Insertion Loss vs. Frequency for CD17FC621J03, 75 Ω System



ESR vs. Frequency

