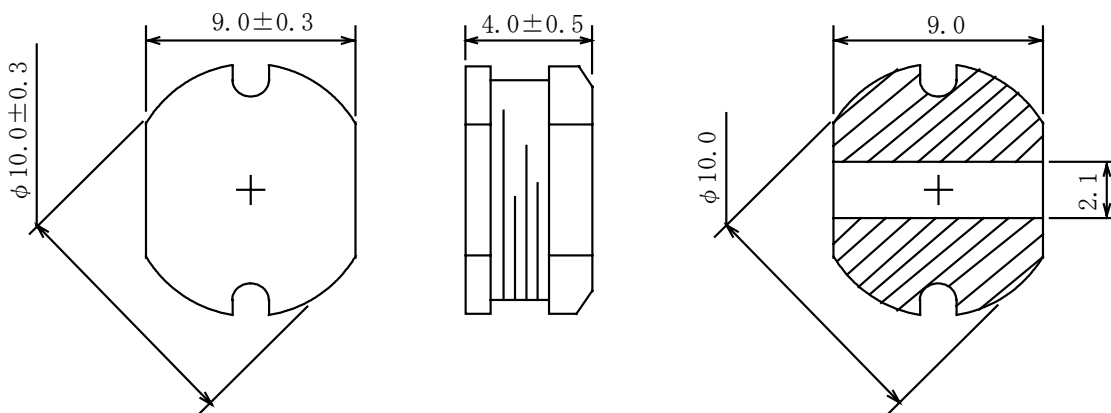
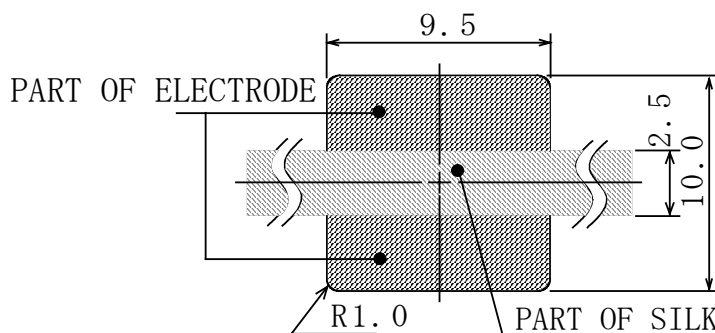


**Type: CD104**
**◆ Product Description**

- 10.3×9.3mm Max.(L×W),4.5mm Max. Height.
- Inductance range: 10~560  $\mu$  H
- Rated current range:0.32~2.38A
- In addition to the standard versions of inductors shown here, custom inductors are available to meet your exact requirements.


**◆ Feature**

- Magnetically unshielded construction.
- Ideally used in PDA,MP3,DSC/DVC,HDD,Portable DVD,etc as DC-DC Converter inductors.
- RoHS Compliance

**◆ Dimensions (mm)**

**◆ Land Pattern (mm)**


Please refer to the sales offices on our website for a representative near you

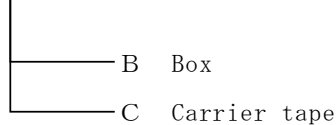
[www.sumida.com](http://www.sumida.com)

**Type: CD104**
**◆ Specification**

Part Name ※	Stamp	Inductance [Within] ※1	D.C.R (mΩ) [Max.] (TYP.) (at 20°C)	Rated Current (A) ※2	S.R.F. (MHz) (TYP.)
CD1Ø4NP-1ØØM□	100M	10 μ H ± 20%	53(40.8)	2.38	29.9
CD1Ø4NP-12ØM□	120M	12 μ H ± 20%	61(46.4)	2.13	29.7
CD1Ø4NP-15ØM□	150M	15 μ H ± 20%	70(53.9)	1.87	25.1
CD1Ø4NP-18ØM□	180M	18 μ H ± 20%	81(62.2)	1.73	23.0
CD1Ø4NP-22ØM□	220M	22 μ H ± 20%	88(67.4)	1.60	20.0
CD1Ø4NP-27ØM□	270M	27 μ H ± 20%	100(77.2)	1.44	18.5
CD1Ø4NP-33ØM□	330M	33 μ H ± 20%	120(92.0)	1.26	16.9
CD1Ø4NP-39ØM□	390M	39 μ H ± 20%	151(116.1)	1.20	14.9
CD1Ø4NP-47ØM□	470M	47 μ H ± 20%	170(130.6)	1.10	13.8
CD1Ø4NP-56ØK□	560K	56 μ H ± 10%	199(152.7)	1.01	12.6
CD1Ø4NP-68ØK□	680K	68 μ H ± 10%	223(171.6)	0.91	10.4
CD1Ø4NP-82ØK□	820K	82 μ H ± 10%	252(194.1)	0.85	10.0
CD1Ø4NP-1Ø1K□	101K	100 μ H ± 10%	344(264.9)	0.74	9.42
CD1Ø4NP-121K□	121K	120 μ H ± 10%	396(304.7)	0.69	8.74
CD1Ø4NP-151K□	151K	150 μ H ± 10%	544(418.1)	0.61	7.29
CD1Ø4NP-181K□	181K	180 μ H ± 10%	621(477.7)	0.56	6.53
CD1Ø4NP-221K□	221K	220 μ H ± 10%	721(554.5)	0.53	5.85
CD1Ø4NP-271K□	271K	270 μ H ± 10%	949(730.3)	0.45	5.51
CD1Ø4NP-331K□	331K	330 μ H ± 10%	1100(845.8)	0.42	4.91
CD1Ø4NP-391K□	391K	390 μ H ± 10%	1245(957.5)	0.38	4.32
CD1Ø4NP-471K□	471K	470 μ H ± 10%	1526(1220.6)	0.35	4.06
CD1Ø4NP-561K□	561K	560 μ H ± 10%	1904(1522.9)	0.32	3.55

**※ Description of part Name**

CD1Ø4NP-1ØØM□



※1: Measuring Frequency      10 μ H ~ 82 μ H ; at 2.52 MHz  
    100 μ H ~ 560 μ H ; at 1 kHz

※2: Rated current: The DC current at which the inductance decreases to 90 % of it's initial value or when Δt=40°C, whichever is lower(Ta=20°C).

Please refer to the sales offices on our website for a representative near you

[www.sumida.com](http://www.sumida.com)