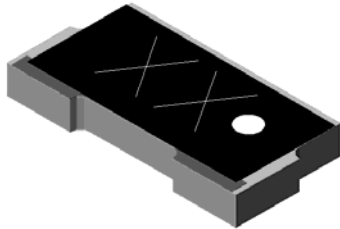




Surface Mount Attenuator 7 Watts

Description



The D10AAXXZ4 is high performance Alumina (Al₂O₃) surface mount attenuator intended as a lower cost alternative to Aluminum Nitride (AlN) and Beryllium Oxide (BeO). The attenuator is well suited to all cellular frequency bands such as; AMPS, GSM, DCS, PCS, PHS and UMTS. The high power handling makes the part ideal for inter-stage matching, directional couplers, and for use in isolators.

General Specifications

Resistive Element	Thick film
Substrate	Alumina Ceramic
Terminal Finish	Matte Tin over Sulfamate Nickel
Operating Temperature	-55 to +125°C (see chart)

Tolerance is ± 0.010 ", unless otherwise specified. Designed to meet or exceed applicable portions of MIL-E-5400. All dimensions in inches.

Features:

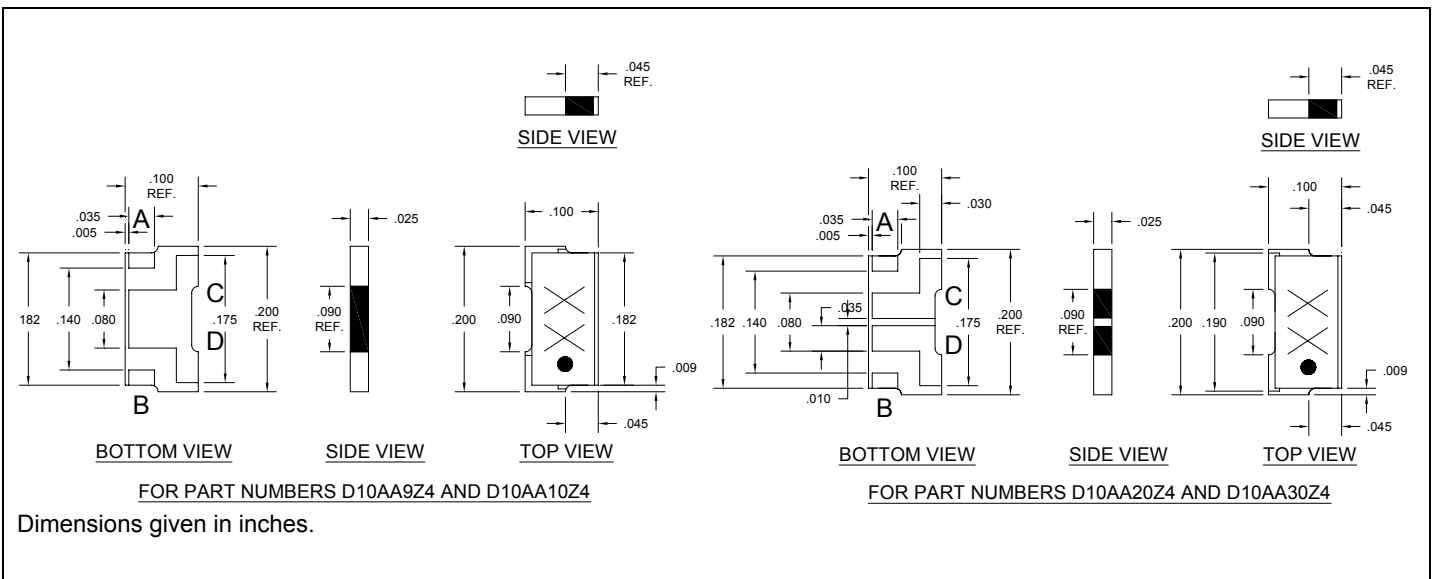
- RoHS compliant
- Lowest Cost
- True Surface Mount
- Alumina Ceramic
- Non-Nichrome Resistive Element
- Low VSWR
- 100% Tested

Electrical Specifications

Attenuation Value:	1 – 6, 9, 10, 20 & 30dB
Power:	7 Watts
Frequency Range:	DC – 3.0 GHz
V.S.W.R.:	<1.25:1

Specification based on unit properly installed using suggested mounting instructions and a 50 ohm nominal impedance. **Specifications subject to change.**

Outline Drawing



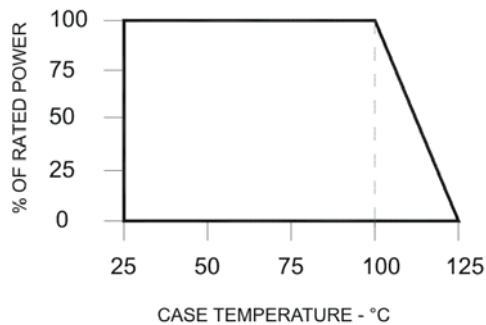
Rev. 6/24/05



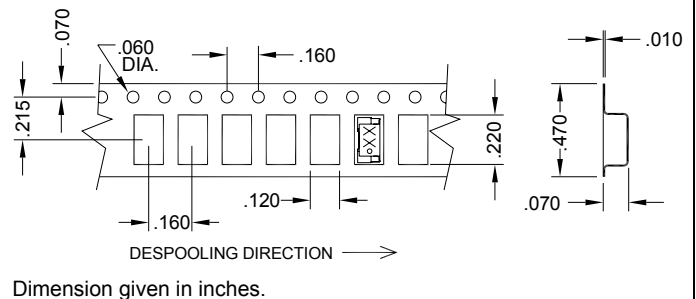
Specifications:

PART NUMBER	ATTENUATION(dB)	TOL. (±dB)	POWER (WATTS)	VSWR	FREQ (GHZ)
D10AA1Z4	1	0.30	7	1.25:1	3.0
D10AA2Z4	2	0.30	7	1.25:1	3.0
D10AA3Z4	3	0.30	7	1.25:1	3.0
D10AA4Z4	4	0.30	7	1.25:1	3.0
D10AA5Z4	5	0.30	7	1.25:1	3.0
D10AA6Z4	6	0.30	7	1.25:1	3.0
D10AA9Z4	9	0.25	7	1.25:1	3.0
D10AA10Z4	10	0.25	7	1.25:1	3.0
D10AA20Z4	20	0.50	7	1.25:1	3.0
D10AA30Z4	30	1.50	7	1.25:1	3.0

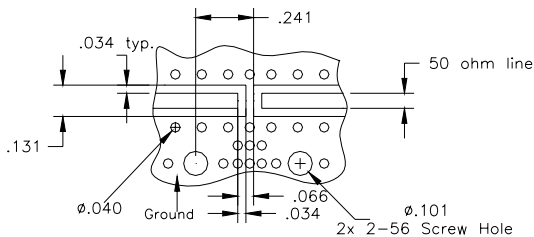
Power De-rating:



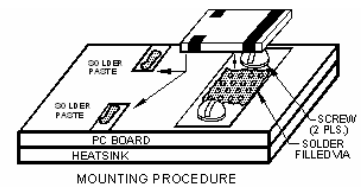
Tape & Reel:



Mounting Footprint and Procedure:



Dimension given in inches.
For best thermal performance the PCB should be placed with thermal joint compound to the heat sink.



1. DRILL THERMAL VIAS THROUGH PCB AND FILL WITH SOLDER, SUCH AS Sn96.
2. SOLDER PART IN PLACE USING Sn96 TYPE SOLDER WITH A CONTROLLED TEMPERATURE IRON (260°C)
3. TO ENSURE GOOD THERMAL CONNECTIVITY TO HEAT SINK, DRILL AND TAP HEATSINK AND MOUNT PCB BOARD TO HEATSINK USING SCREWS.

USA/Canada: (315) 432-8909
Toll Free: (800) 544-2414
Europe: +44 2392-232392

Available on Tape and Reel For Pick and Place Manufacturing.



Anaren

What'll we think of next?™

Material Declaration

D10AAXXZ4

Matte Tin Finish

Material	Weight		(PPM)	CAS Number
	(lbs)	(g)		
Alumina	5.889E-05	2.671E-02	7.496E+05	1344-28-1
Diethylene Glycol Ethyl Ether Acetate	2.212E-07	1.004E-04	2.818E+03	1121-52
Dipropylene Glycol Monomethyl Ether	2.976E-7	1.350E-04	3.789E+03	3459-09-48
Epoxy resin and polymers	1.323E-06	6.000E-04	1.684E+4	1002
Matte Tin	1.381E-06	6.262E-04	1.758E+04	7440-31-5
Nickel	8.416E-07	3.817E-04	1.071E+04	7440-02-0
Polymer	6.507E-07	2.952E-04	8.285E+03	
Propylene Glycol Monomethyl Ether Acetate	1.775E-07	8.050E-05	2.259E+03	1086-56
Ruthenium	1.618E-06	7.341E-04	2.060E+04	12036-10-1
Silicon Oxide	7.490E-07	3.397E-04	9.534E+03	10097-28-6
Silver Alloy	1.062E-05	4.816E-03	1.352E+05	7440-22-4
<hr/>				
Total Weight Calculated	7.855E-05	3.563E-02		
<hr/>				
Total Weight Measured	7.932E-05	3.598E-02		

The values presented above are estimates at the current revision, and it is derived from vendor supplied data. While Anaren strives for accurate reporting, due to product and process variations at both Anaren and our suppliers, the quoted values are our best estimates only, and not measured absolute values. Product specifications are subject to change without notice.

