

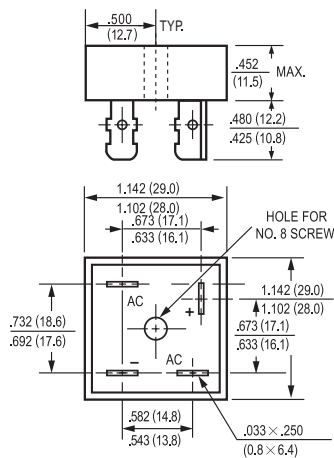


## MECHANICAL DATA

- \* Case: Metal, electrically isolated
- \* Epoxy: UL 94V-0 rate flame retardant
- \* Terminals: Plated .25" (6.35mm) Faston lugs, solderable per MIL-STD-202E, Method 208 guaranteed
- \* Polarity: As marked
- \* Mounting position: Any
- \* Weight: 30 grams

## FEATURES

- \* Metal case for Maximum Heat Dissipation
- \* Surge overload ratings-400 Amperes
- \* Low forward voltage drop



MB-25



Dimensions in inches and (millimeters)

## MAXIMUM RATINGS AND ELECTRICAL CHARACTERISTICS

Ratings at 25°C ambient temperature unless otherwise specified. Single phase, half wave, 60 Hz, resistive or inductive load. For capacitive load, derate current by 20%.

PARAMETER	SYMBOL	KBPC3500S	KBPC3501	KBPC3502	KBPC3504	KBPC3506	KBPC3508	KBPC3510	UNITS	
		MB3505	MB351	MB352	MB354	MB356	MB358	MB3510		
Maximum Recurrent Peak Reverse Voltage	$V_{RRM}$	50	100	200	400	600	800	1000	Volts	
Maximum RMS Bridge Input Voltage	$V_{RMS}$	35	70	140	280	420	560	700	Volts	
Maximum DC Blocking Voltage	$V_{DC}$	50	100	200	400	600	800	1000	Volts	
Maximum Average Forward Rectified Current at $T_C = 55^\circ\text{C}$	$I_O$	25							Amps	
Peak Forward Surge Current 8.3 ms single half sine-wave Superimposed on rated load (JEDEC Method)	$I_{FSM}$	400							Amps	
Maximum Forward Voltage Drop per element at 17.5A DC	$V_F$	1.1							Volts	
Maximum DC Reverse Current at Rated DC Blocking Voltage	$I_R$	@ $T_A = 25^\circ\text{C}$							10	uAmps
		@ $T_A = 100^\circ\text{C}$							500	
$I^2t$ Rating for Fusing ( $t < 8.3\text{ms}$ )	$I^2t$	664							$\text{A}^2\text{Sec}$	
Typical Junction Capacitance ( Note 1 )	$C_J$	300							pF	
Typical Thermal Resistance ( Note 2 )	$R \theta_{jc}$	2.2							$^\circ\text{C}/\text{W}$	
Operating and Storage Temperature Range	$T_J, T_{STG}$	-55 to +150							$^\circ\text{C}$	

Notes: 1. Measured at 1 MHz and applied reverse voltage of 4.0 volts  
2. Thermal Resistance from Junction to Case per legs.

Wing Shing Computer Components Co., (H.K.) Ltd.  
Homepage: <http://www.wingshing.com>

Tel: (852) 2341 9276 Fax: (852) 2797 8153  
E-mail: wsccltd@hkstar.com



## RATING AND CHARACTERISTIC CURVES

FIG. 1 - MAXIMUM NON-REPETITIVE FORWARD SURGE CURRENT

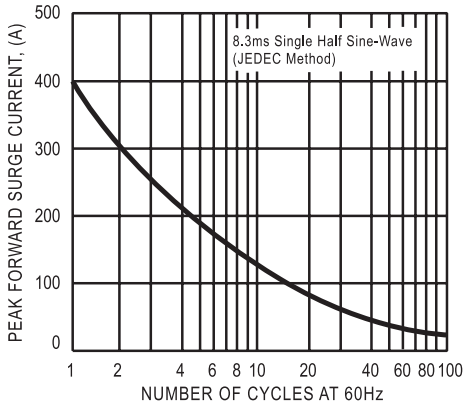


FIG. 2 - TYPICAL FORWARD CURRENT DERATING CURVE

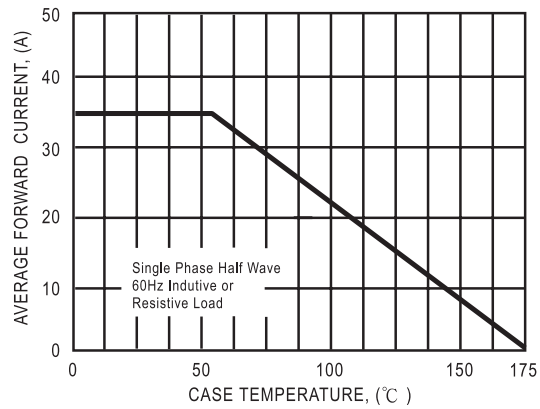


FIG. 3 - TYPICAL INSTANTANEOUS FORWARD CHARACTERISTICS

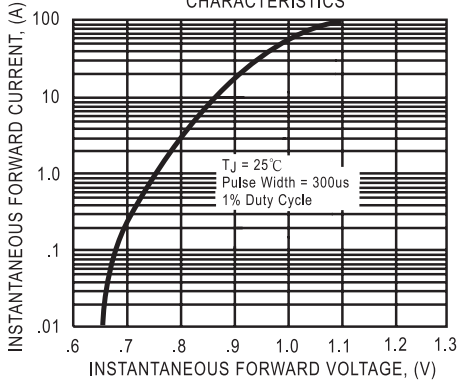
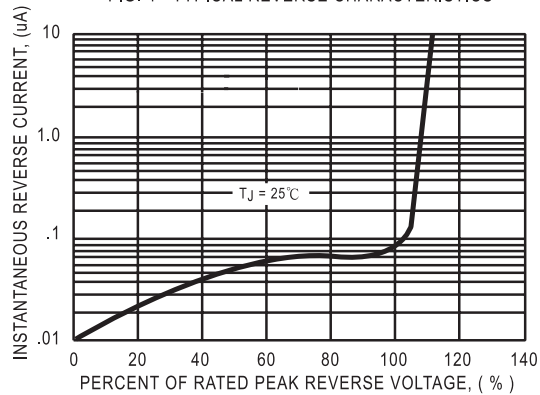


FIG. 4 - TYPICAL REVERSE CHARACTERISTICS



Wing Shing Computer Components Co., (H.K.) Ltd.  
Homepage: <http://www.wingshing.com>

Tel:(852)2341 9276 Fax:(852)2797 8153  
E-mail: [wsccltd@hkstar.com](mailto:wsccltd@hkstar.com)