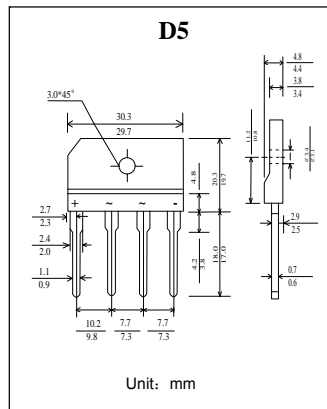


塑封硅整流桥堆  
反向电压 50---800V  
正向电流 6A

Single-phase Silicon Bridge Rectifier  
Reverse Voltage 50 to 800V  
Forward Current 6A



### 特征 Features

- 反向漏电流低 Low reverse leakage
- 正向浪涌承受能力较强 High forward surge capability
- 浪涌承受能力: 150A Surge overload rating: 150 Amperes peak
- 引线和管体皆符合RoHS标准。  
Lead and body according with RoHS standard

### 机械数据 Mechanical Data

- 封装: 塑料封装 Case: Molded Plastic
- 极性: 标记模压或印于本体 Polarity: Symbols molded or marked on body
- 安装位置: 任意 Mounting Position: Any
- 安装扭矩: 推荐值 0.5牛\*米 Mounting torque: Recommend 0.5 N\*m

极限值和温度特性 TA = 25°C 除非另有规定。

Maximum Ratings & Thermal Characteristics Ratings at 25°C ambient temperature unless otherwise specified.

	符号 Symbols	D5SB 05	D5SB 10	D5SB 20	D5SB 40	D5SB 60	D5SB 80	单位 Unit
最大可重复峰值反向电压 Maximum repetitive peak reverse voltage	$V_{RRM}$	50	100	200	400	600	800	V
最大均方根电压 Maximum RMS voltage	$V_{RMS}$	35	70	140	280	420	560	V
最大直流阻断电压 Maximum DC blocking voltage	$V_{DC}$	50	100	200	400	600	800	V
最大正向平均整流电流 TC = 100°C Maximum average forward rectified current	$I_{F(AV)}$	6						A
峰值正向浪涌电流 8.3ms单一正弦半波 Peak forward surge current 8.3 ms single half sine-wave	$I_{FSM}$	150						A
典型热阻 Typical thermal resistance	$R_{\theta JA}$	26						°C/W
工作结温和存储温度 Operating junction and storage temperature range	$T_J, T_{STG}$	-55--- +150						°C

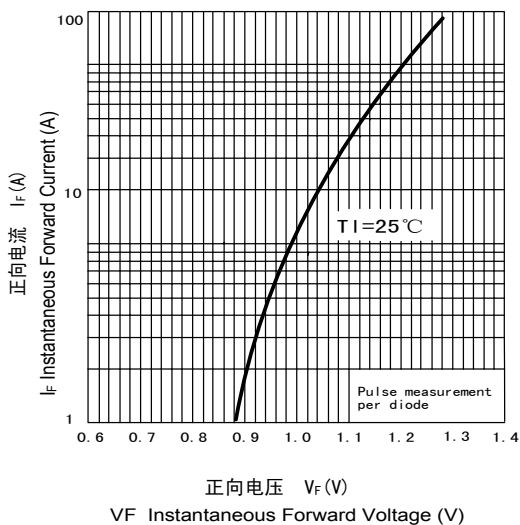
电特性 TA = 25°C 除非另有规定。

Electrical Characteristics Ratings at 25°C ambient temperature unless otherwise specified.

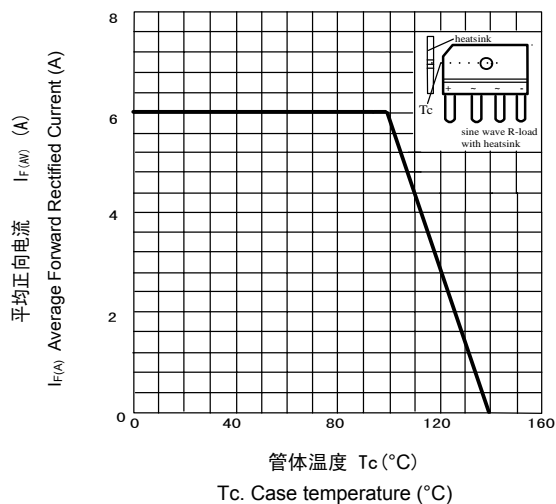
	符号 Symbols	D5SB 05	D5SB 10	D5SB 20	D5SB 40	D5SB 60	D5SB 80	单位 Unit
最大正向电压 $I_F = 3.0A$ Maximum forward voltage	$V_F$	1.1						V
最大反向电流 TA= 25°C TA = 125°C Maximum reverse current	$I_R$	10 500						μA
典型结电容 $V_R = 4.0V, f = 1MHz$ Type junction capacitance	$C_j$	40						pF

特性曲线 Characteristic Curves

正向特性曲线 (典型值)  
TYPICAL FORWARD CHARACTERISTIC



正向电流降额曲线  
FORWARD CURRENT DERATING CURVE



浪涌特性曲线 (最大值)  
MAXIMUM NON REPETITIVE  
PEAK FORWARD SURGE CURRENT

