

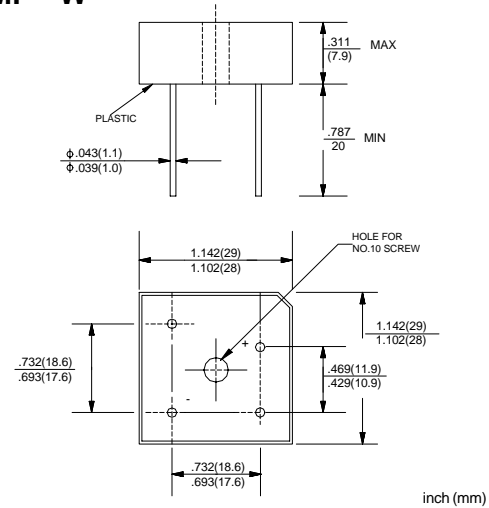
### SILICON BRIDGE RECTIFIERS

VOLTAGE RANGE: 50 --- 1000 V  
CURRENT: 35.0 A

#### FEATURES

- ◇ Rating to 1000V PRV
- ◇ Surge overload rating to 400 Amperes peak
- ◇ Ideal for printed circuit board
- ◇ Reliable low cost construction utilizing molded plastic technique results in inexpensive product
- ◇ Lead solderable per MIL-STD-202 method 208

#### MP - W



#### MAXIMUM RATINGS AND ELECTRICAL CHARACTERISTICS

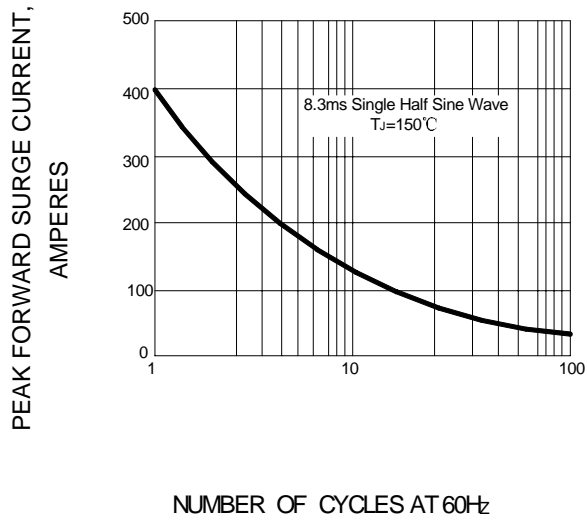
Ratings at 25°C ambient temperature unless otherwise specified.

Single phase, half wave, 60 Hz, resistive or inductive load. For capacitive load, derate by 20%.

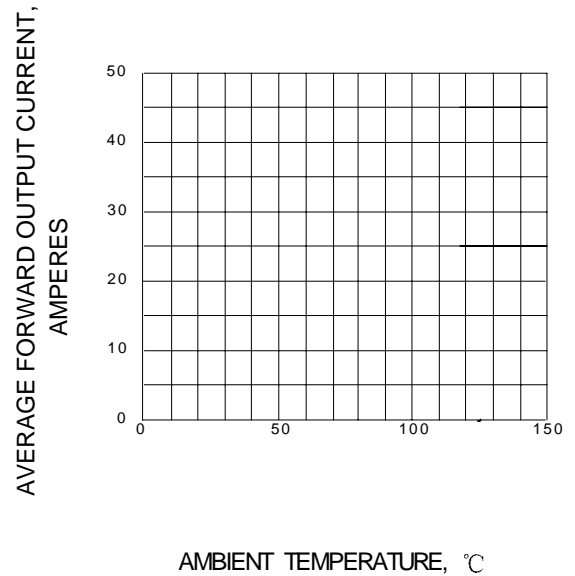
		MP 35005 (W)	MP 3501 (W)	MP 3502 (W)	MP 3504 (W)	MP 3506 (W)	MP 3508 (W)	MP 3510 (W)	UNITS
Maximum recurrent peak reverse voltage	$V_{RRM}$	50	100	200	400	600	800	1000	V
Maximum RMS voltage	$V_{RMS}$	35	70	140	280	420	560	700	V
Maximum DC blocking voltage	$V_{DC}$	50	100	200	400	600	800	1000	V
Maximum average forward Output current @ $T_A=25^\circ\text{C}$	$I_{F(AV)}$	35.0							A
Peak forward surge current 8.3ms single half-sine-wave superimposed on rated load	$I_{FSM}$	400.0							A
Maximum instantaneous forward voltage at 17.50 A	$V_F$	1.1							V
Maximum reverse current @ $T_A=25^\circ\text{C}$ at rated DC blocking voltage @ $T_A=100^\circ\text{C}$	$I_R$	10.0 1.0							$\mu\text{A}$ mA
Operating junction temperature range	$T_J$	- 55 ---- + 125							°C
Storage temperature range	$T_{STG}$	- 55 ---- + 150							°C

www.galaxycn.com

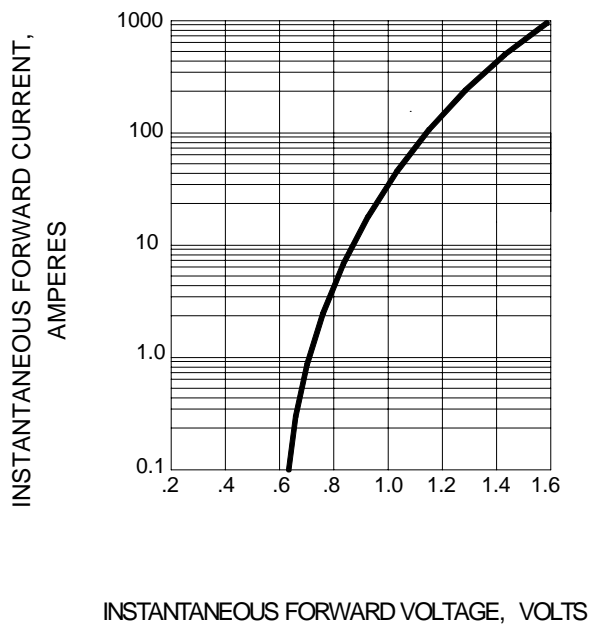
**FIG.1 – PEAK FORWARD SURGE CURRENT**



**FIG.2 – FORWARD DERATING CURVE**



**FIG.3 – TYPICAL FORWARD CHARACTERISTIC**



**FIG.4 – TYPICAL REVERSE CHARACTERISTICS**

