
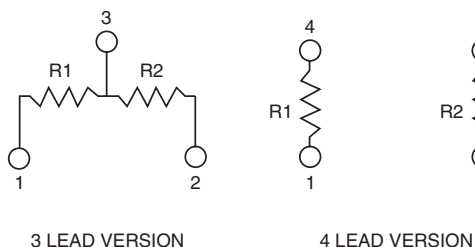


Surface Mount Network



Vishay Thin Film MP Series Dividers provide ± 2 ppm/ $^{\circ}$ C tracking and a ratio tolerance as tight as ± 0.05 %, ultra small size, 3 or 4 lead package and exceptional stability for all surface mount applications. The standard SC70 package format with common standard resistance values provide easy selection for most applications requiring matched pair resistor elements. If you require a non-standard ratio, consult the applications engineering group as we may be able to meet your requirements with a custom design.

SCHEMATIC



FEATURES

- Lead (Pb)-free available
- Small physical size SC70 format
- Tight resistance ratio tolerances ± 0.05 %
- Low TCR tracking ± 2 ppm
- Excellent long term stability (500 ppm at 70 $^{\circ}$ C for 2000 h)
- Center-tapped or isolated matched pair resistors



RoHS*
COMPLIANT

TYPICAL PERFORMANCE

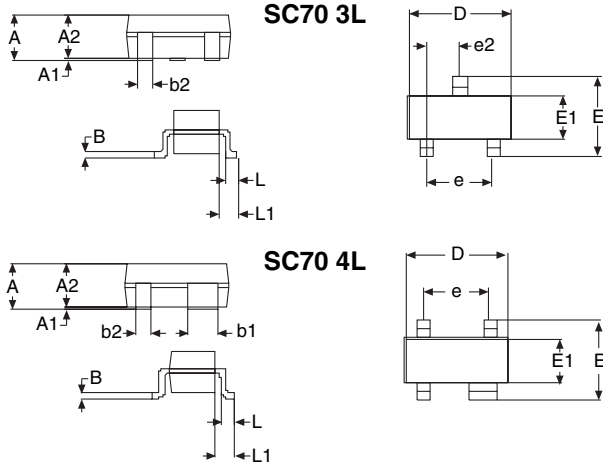
	ABS	TRACKING
TCR	25	2
	ABS	RATIO
TOL	0.1	0.05

STANDARD RESISTANCE VALUES		
TYPE	STANDARD VALUES	
	R1 (Ω)	R2 (Ω)
MP3	1K	1K
	10K	10K
MP4	1K	1K
	10K	10K

STANDARD ELECTRICAL SPECIFICATIONS		
TEST	SPECIFICATIONS	CONDITIONS
Material	Passivated Nichrome	
Resistance Range	100 Ω to 50 k Ω	
TCR	± 25 ppm/ $^{\circ}$ C	- 55 $^{\circ}$ C to + 125 $^{\circ}$ C
Tolerance:	Absolute	± 0.10 %, ± 0.50 %, ± 1.0 %
	Ratio	± 0.05 % (standard), ± 1.0 %
Power Rating:	Resistor	0.075 W
	Package	0.150 W
Stability	500 ppm	2000 h at + 70 $^{\circ}$ C
Voltage Coefficient	0.1 ppm/V	
Working Voltage	50 V	
Operating Temperature Range	- 55 $^{\circ}$ C to + 125 $^{\circ}$ C	
Noise	< - 30 dB	
Thermal EMF	0.1 μ V/ $^{\circ}$ C	
Shelf Life Stability: Absolute	< 100 ppm	1 year at + 25 $^{\circ}$ C

* Pb containing terminations are not RoHS compliant, exemptions may apply

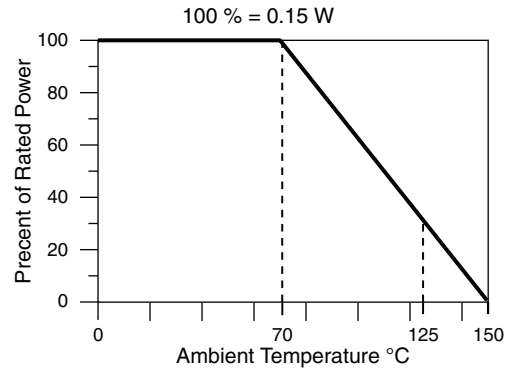
DIMENSIONS AND IMPRINTING in millimeters



DIMENSION	MIN.	MAX.
A	0.800	1.100
A1	0.000	0.100
A2	0.800	1.000
B	0.100	0.018
b1	0.400	0.500
b2	0.200	0.250
D	1.800	2.200
E	1.800	2.400
E1	1.150	1.350
e	1.300	-
e2	0.650	-
L	0.100	0.030

MECHANICAL SPECIFICATIONS	
Resistive Element	Passivated Nichrome
Substrate Material	Silicon
Body	Epoxy
Terminals	Copper with Nickel barrier
Plating	SN 60
Marking Resistance to Solvents	Per MIL-PRF-914
Lead (Pb)-free Option	100 % Sn Matte
Lead (Pb)-free Finish	Plated

DERATING CURVE



GLOBAL PART NUMBER INFORMATION

New Global Part Numbering: MP31002AWS (preferred part number format)

M	P	3	1	0	0	2	A	W	S	
M	P	T	4	2	0	0	1	B	T	1

GLOBAL MODEL (2 or 3 digits)	LEADS	RESISTANCE	TOLERANCE AND RATIO TOLERANCE	PACKAGING												
MP (Tin Lead) MPT (Lead (Pb)-free) (e3)	3 4	The first 3 digits are significant figures and the last digit specifies the number of zeros to follow. When like values are required use total resistance. Example: 2001 = 2K (1K/1K) 2002 = 20K (10K/10K)	<table border="1"> <thead> <tr> <th>Abs. Tol.</th> <th>Ratio</th> </tr> </thead> <tbody> <tr> <td>A = 0.1 %</td> <td>0.05 %</td> </tr> <tr> <td>B = 0.1 %</td> <td>0.1 %</td> </tr> <tr> <td>C = 0.25 %</td> <td>0.1 %</td> </tr> <tr> <td>D = 0.5 %</td> <td>0.1 %</td> </tr> <tr> <td>F = 1.0 %</td> <td>0.5 %</td> </tr> </tbody> </table>	Abs. Tol.	Ratio	A = 0.1 %	0.05 %	B = 0.1 %	0.1 %	C = 0.25 %	0.1 %	D = 0.5 %	0.1 %	F = 1.0 %	0.5 %	BS = BULK 100 Min 1 Mult WS = WAFFLE 100 Min 1 Mult TAPE AND REEL T1 = 1000 Min 1000 Mult
Abs. Tol.	Ratio															
A = 0.1 %	0.05 %															
B = 0.1 %	0.1 %															
C = 0.25 %	0.1 %															
D = 0.5 %	0.1 %															
F = 1.0 %	0.5 %															

Historical Part Number example: MP32002BW (will continue to be accepted)

MP	3	2002	B	W
SERIES	LEADS	RESISTANCE	TOLERANCE AND RATIO TOLERANCE	PACKAGING



Disclaimer

All product specifications and data are subject to change without notice.

Vishay Intertechnology, Inc., its affiliates, agents, and employees, and all persons acting on its or their behalf (collectively, "Vishay"), disclaim any and all liability for any errors, inaccuracies or incompleteness contained herein or in any other disclosure relating to any product.

Vishay disclaims any and all liability arising out of the use or application of any product described herein or of any information provided herein to the maximum extent permitted by law. The product specifications do not expand or otherwise modify Vishay's terms and conditions of purchase, including but not limited to the warranty expressed therein, which apply to these products.

No license, express or implied, by estoppel or otherwise, to any intellectual property rights is granted by this document or by any conduct of Vishay.

The products shown herein are not designed for use in medical, life-saving, or life-sustaining applications unless otherwise expressly indicated. Customers using or selling Vishay products not expressly indicated for use in such applications do so entirely at their own risk and agree to fully indemnify Vishay for any damages arising or resulting from such use or sale. Please contact authorized Vishay personnel to obtain written terms and conditions regarding products designed for such applications.

Product names and markings noted herein may be trademarks of their respective owners.