

SHINDENGEN

General Purpose Rectifiers

SMT Bridges

S1NB80

800V 1A

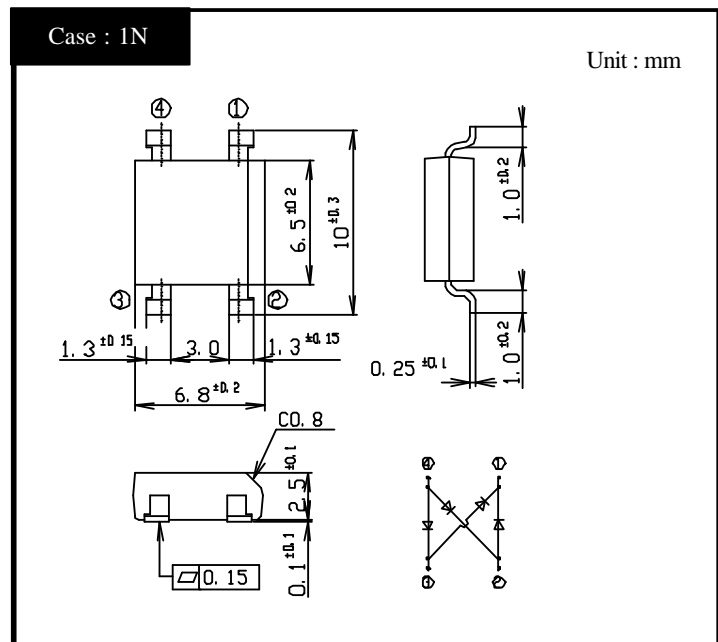
FEATURES

Small Dual In-Line(:DIL) Package
5 mm pitch between terminals
Applicable to Automatic Insertion

APPLICATION

Switching power supply
Home Appliances, Office Equipment
Telecommunication, Factory Automation

OUTLINE DIMENSIONS



RATINGS

Absolute Maximum Ratings (If not specified $T_I=25$)

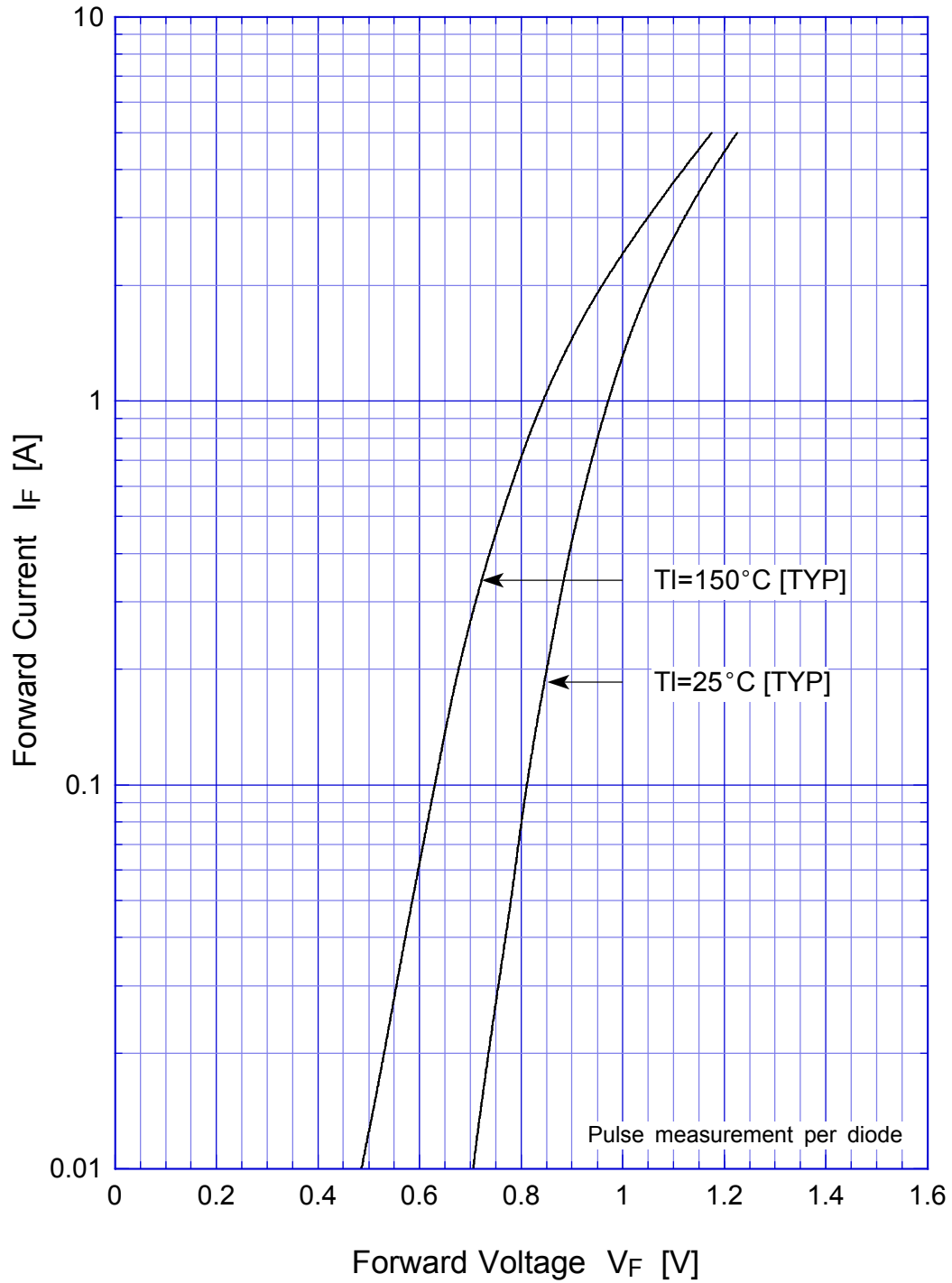
Item	Symbol	Conditions	Ratings	Unit
Storage Temperature	T_{stg}		-40 ~ 150	
Operating Junction Temperature	T_j		150	
Maximum Reverse Voltage	V_{RM}		800	V
Average Rectified Forward Current	I_O	50Hz sine wave, R-load, On glass-epoxy substrate, $T_a=25$	1	A
Peak Surge Forward Current	I_{FSM}	50Hz sine wave, Non-repetitive 1 cycle peak value, $T_j=25$	30	A
Current Squared Time	I^2t	1ms $t < 10ms$ $T_j=25$	4.5	A^2s

Electrical Characteristics (If not specified $T_I=25$)

Item	Symbol	Conditions	Ratings	Unit
Forward Voltage	V_F	$I_F=0.5A$, Pulse measurement, Rating of per diode	Max.1.05	V
Reverse Current	I_R	$V_R=V_{RM}$, Pulse measurement, Rating of per diode	Max.10	μA
Thermal Resistance	θ_{jl}	junction to lead	Max.15	/W
	θ_{ja}	junction to ambient	Max.68	

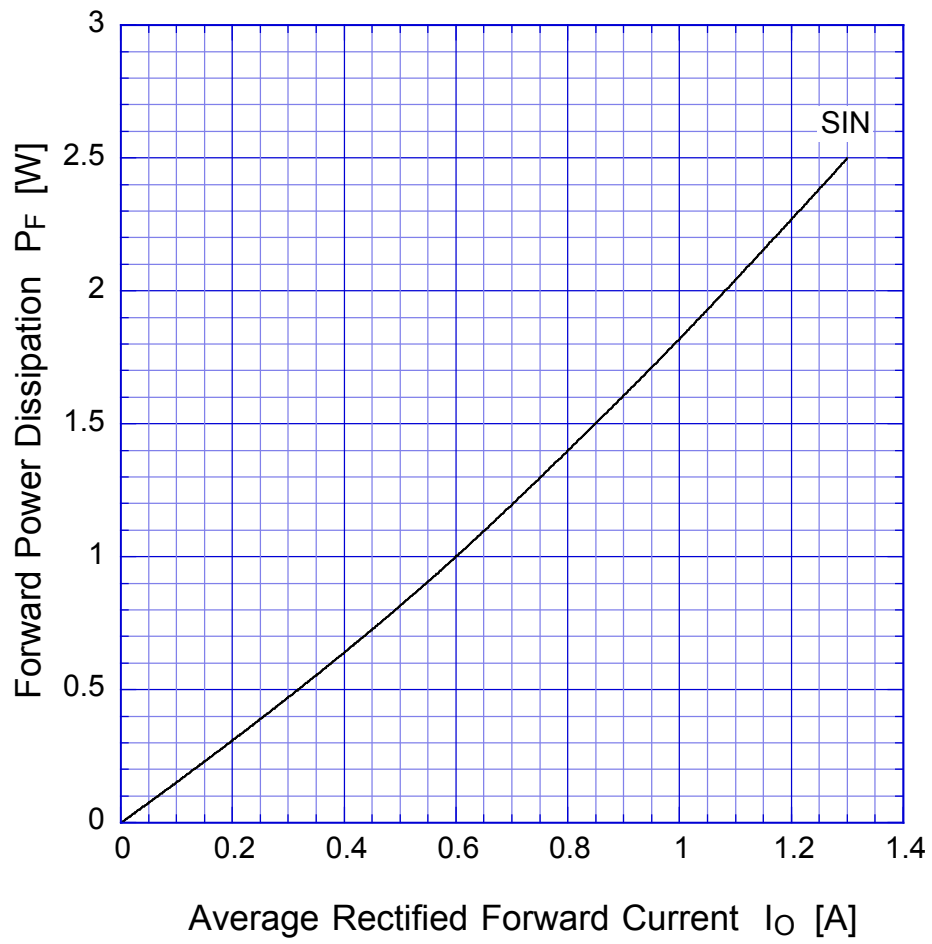
S1NBx

Forward Voltage



S1NBx

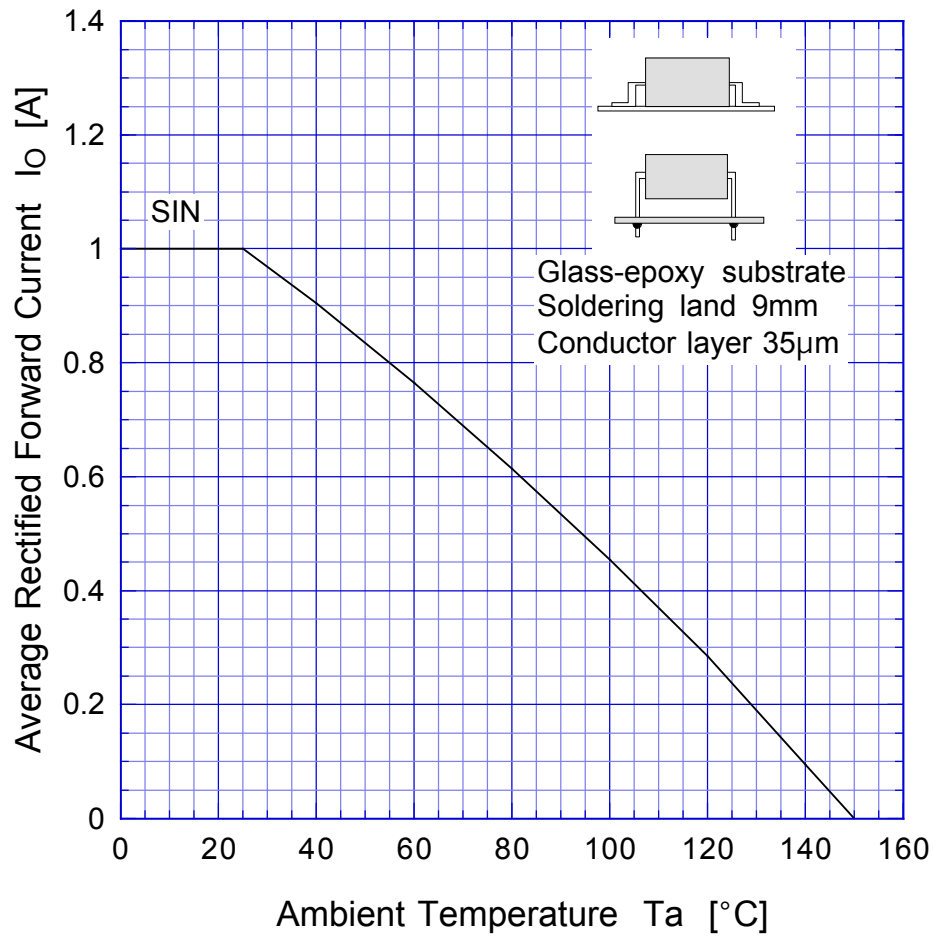
Forward Power Dissipation



$T_j = 150^\circ\text{C}$
Sine wave

S1NBx

Derating Curve



Sine wave
R-load
Free in air

S1NBx

Peak Surge Forward Capability

