

Features

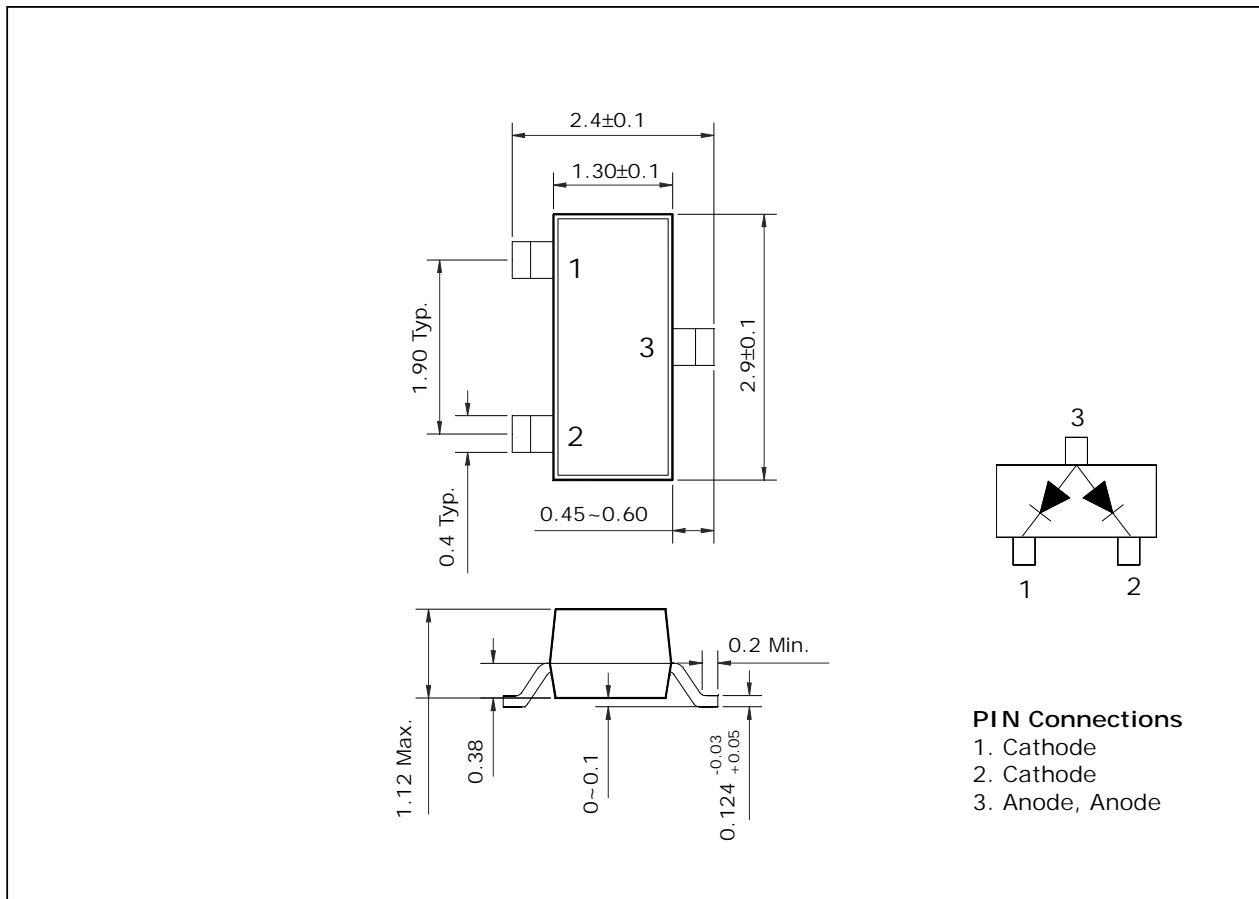
- Low power rectified
- Silicon epitaxial type
- High reliability

Ordering Information

Type No.	Marking	Package Code
SDB310WA	DB2	SOT-23

Outline Dimensions

unit : mm



SDB310WA

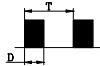
Absolute maximum ratings

Ta=25°C

Characteristic	Symbol	Ratings	Unit
Reverse voltage	V_R	30	V
Repetitive peak forward current	I_{FRM}^*	0.5	A
Forward current	I_F	0.2	A
Non-repetitive peak forward current(10ms)	I_{FSM}	2	A
Power dissipation	P_D	150	mW
Junction temperature	T_J	150	°C
Storage temperature	T_{stg}	-55 ~ 150	°C

* : $\delta = D/T = 0.33$

(T<1S)



* : Unit ratings. Total rating=Unit rating×1.5

Electrical Characteristics

Ta=25°C

Characteristic	Symbol	Test Condition	Min.	Typ.	Max.	Unit
Forward voltage 1	$V_{F(1)}$	$I_F = 10mA$	-	-	0.4	V
Forward voltage 2	$V_{F(2)}$	$I_F = 30mA$	-	-	0.5	V
Reverse current	I_R	$V_R = 30V$	-	-	1	μA
Total capacitance	C_T	$V_R = 1V, f = 1MHz$	-	-	10	pF
Reverse recovery time	t_{rr}	$I_F = I_R = 10mA, I_{RR} = 1mA, R_L = 100\Omega$	-	-	5	ns

Electrical Characteristic Curves

Fig. 1 $I_F - V_F$

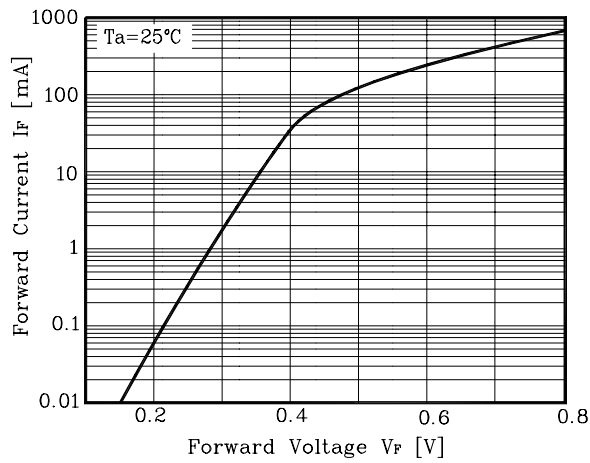


Fig. 2 $I_R - V_R$

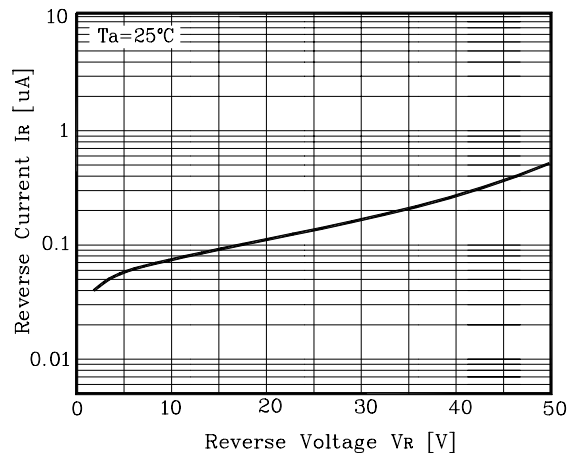


Fig. 3 $C_T - V_R$

