

<p>SILICON BRIDGE RECTIFIERS</p> <p>FEATURES</p> <ul style="list-style-type: none"> ● Surge overload -240~500 Amperes peak ● Low forward voltage drop ● Mounting Position : Any ● Electrically isolated base -2000 Volts ● Solderable 0.25" FASTON terminals ● Materials used carries U/L recognition 	<p>REVERSE VOLTAGE - 50 to 1000Volts FORWARD CURRENT - 10/15/25/35/50 Amperes</p> <div style="text-align: center;"> <p>KBPC-W</p> <p>LEAD/METAL</p> <p>Hole for No.8 screw 193"(4.9)diam</p> <p>Dimensions in inches and (milimeters)</p> </div>
---	---

MAXIMUM RATINGS AND ELECTRICAL CHARACTERISTICS

Rating at 25°C ambient temperature unless otherwise specified.
Resistive or inductive load 60Hz.
For capacitive load current by 20%

CHARACTERISTICS	SYMBOL	KBPC-W								UNIT		
		KBPC-W	KBPC-W	KBPC-W	KBPC-W	KBPC-W	KBPC-W	KBPC-W	KBPC-W			
		10005	1001	1002	1004	1006	1008	1010				
		15005	1501	1502	1504	1506	1508	1510				
		25005	2501	2502	2504	2506	2508	2510				
		35005	3501	3502	3504	3506	3508	3510				
50005	5001	5002	5004	5006	5008	5010						
Maximum Recurrent Peak Reverse Voltage	VRRM	50	100	200	400	600	800	1000		V		
Maximum RMS Bridge Input Voltage	VRMS	35	70	140	280	420	560	700		V		
Maximum Average Forward Rectified Output Current @Tc=55°C	I(AV)	KBPC 10W	10	KBPC 15W	15	KBPC 25W	25	KBPC 35W	35	KBPC 50W	50	A
Peak Forward Surge Current 8.3ms Single Half Sine-Wave Super Imposed on Rated Load	IFSM	KBPC 10W	240	KBPC 15W	300	KBPC 25W	400	KBPC 35W	400	KBPC 50W	500	A
Maximum Forward Voltage Drop Per Element at 5.0/7.5/12.5/17.5/25.0A Peak	VF	1.1								V		
Maximum Reverse Current at Rate DC Blocking Voltage Per Element @TA=25°C	IR	10								uA		
Operating Temperature Range	TJ	-55 to +125								°C		
Storage Temperature Range	TSTG	-55 to +125								°C		

NOTES: Also available on KBPC 10W/15W/25W/35W/50W series.

FIG.1-MAXIMUM FORWARD SURGE CURRENT

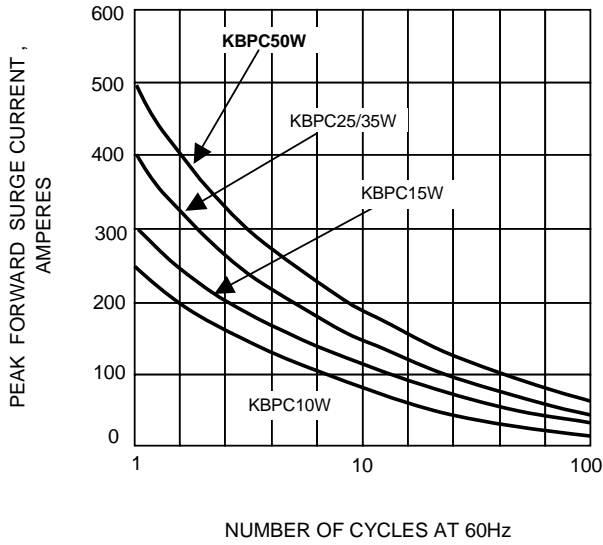


FIG.2- DERATING CURVE
 OUTPUT RECTIFIED CURRENT

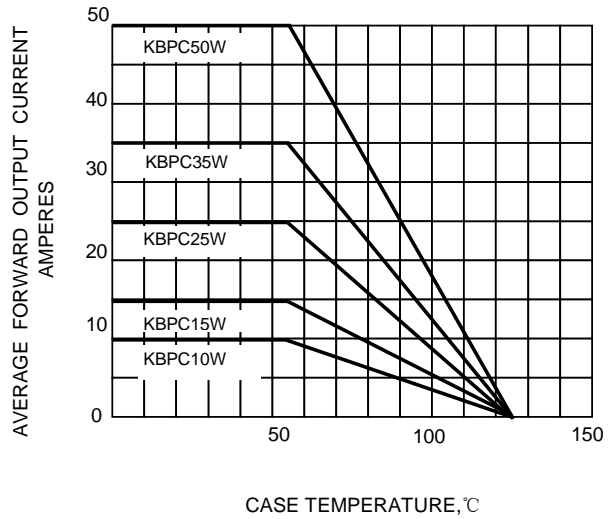


FIG.3-TYPICAL FORWARD CHARACTERISTICS

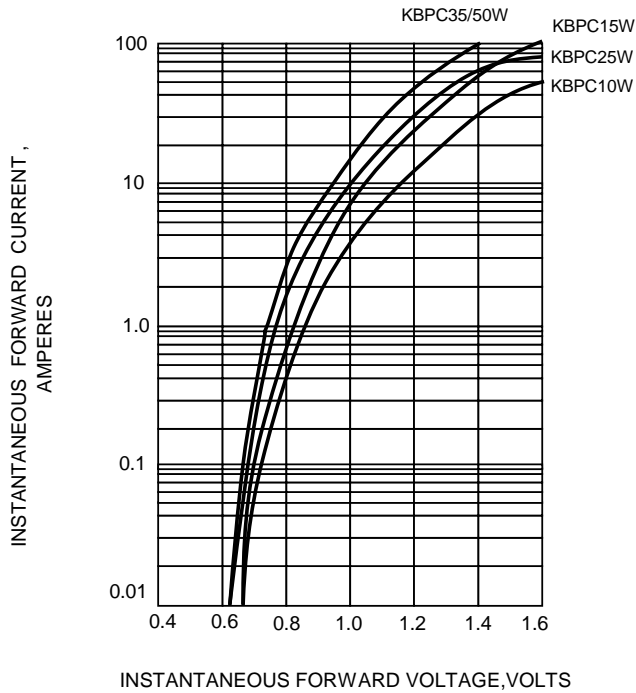


FIG.4-TYPICAL REVERSE CHARACTERISTICS

