

<p>GLASS PASSIVATED BRIDGE RECTIFIERS</p> <p>FEATURES</p> <ul style="list-style-type: none"> ● Surge overload rating -300 amperes peak ● Ideal for printed circuit board ● Reliable low cost construction utilizing molded plastic technique ● Plastic material has U/L flammability classification 94V-0 ● Mounting position: Any 	<p>REVERSE VOLTAGE - 50 to 1000Volts FORWARD CURRENT - 25.0 Amperes</p> <div style="text-align: center;"> <p>KBU</p> </div> <p style="text-align: center;">Dimensions in inches and (millimeters)</p>
---	--

MAXIMUM RATINGS AND ELECTRICAL CHARACTERISTICS

Rating at 25°C ambient temperature unless otherwise specified.

Single phase, half wave, 60Hz, resistive or inductive load.

For capacitive load, derate current by 20%

CHARACTERISTICS	SYMBOL	KBU 25005G	KBU 2501G	KBU 2502G	KBU 2504G	KBU 2506G	KBU 2508G	KBU 2510G	UNIT
Maximum Recurrent Peak Reverse Voltage	V _{RRM}	50	100	200	400	600	800	1000	V
Maximum RMS Voltage	V _{RMS}	35	70	140	280	420	560	700	V
Maximum DC Blocking Voltage	V _{DC}	50	100	200	400	600	800	1000	V
Maximum Average Forward Rectified Current (with heatsink Note 1) @ T _C =100°C (without heatsink)	I _(AV)	25.0 3.6							A
Peak Forward Surge Current 8.3ms Single Half Sine-Wave Super Imposed on Rated Load (JEDEC Method)	I _{FSM}	300							A
Maximum Forward Voltage at 12.5A DC	V _F	1.1							V
Maximum DC Reverse Current at Rated DC Blocking Voltage @ T _J =25°C @ T _J =125°C	I _R	10 500							μA
Operating Temperature Range	T _J	-55 to +150							°C
Storage Temperature Range	T _{STG}	-55 to +150							°C

NOTES: 1. Device mounted on 100mm*100mm*1.6mm Cu plate heatsink.

FIG.1-MAXIMUM FORWARD SURGE CURRENT

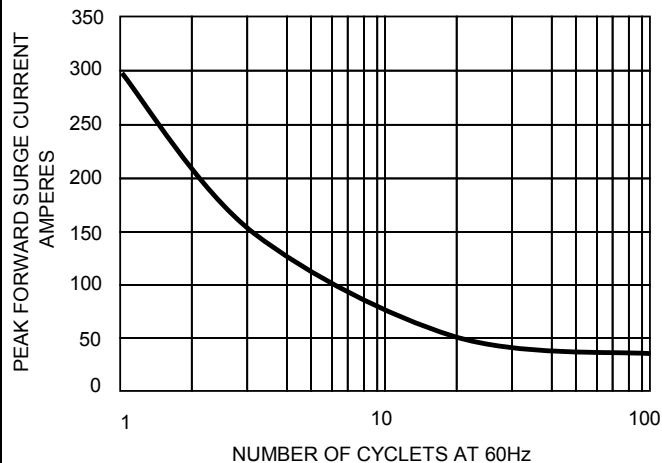


FIG. 2 – DERATING CURVE OUTPUT RECTIFIED CURRENT

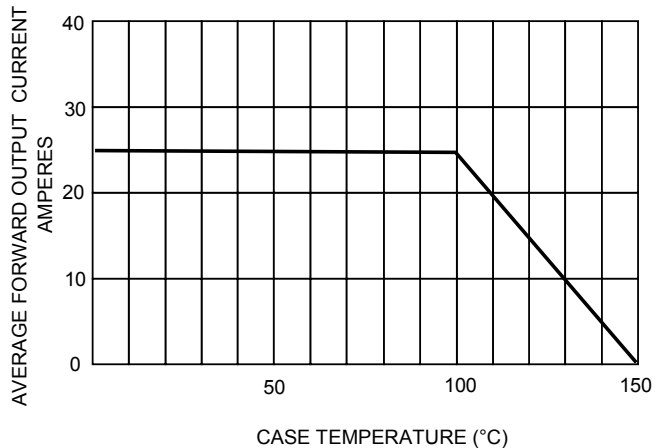


FIG.3- TYPICAL FORWARD CHARACTERISTICS

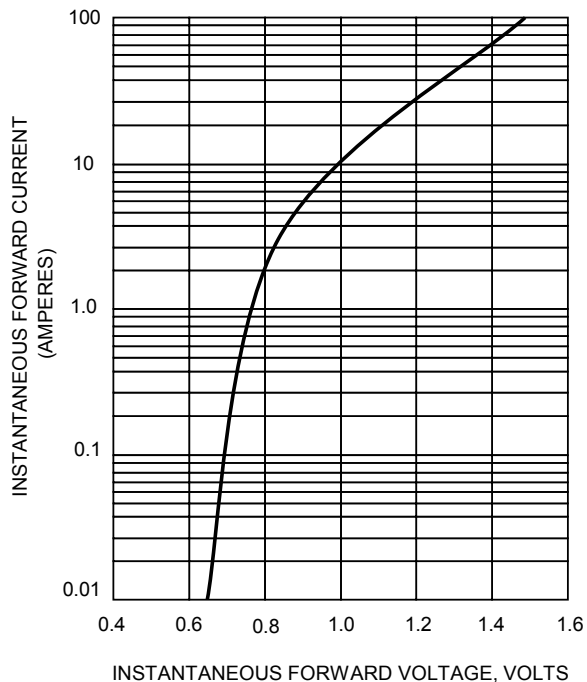


FIG.4- TYPICAL REVERSE CHARACTERISTICS

