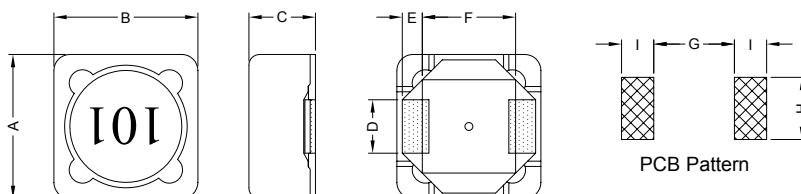


1. PART NO. EXPRESSION :

S D B 1 2 0 3 1 R 5 Y Z F
 (a) (b) (c) (d)(e)(f)

- (a) Series code
- (b) Dimension code
- (c) Inductance code : 1R5 = 1.5uH
- (d) Tolerance code : M = ±20%, Y = ±30%
- (e) X, Y, Z : Standard part
- (f) F : Lead Free

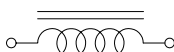
2. CONFIGURATION & DIMENSIONS :



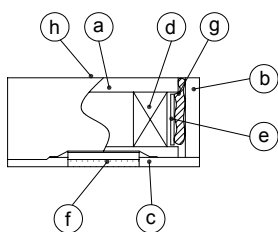
Unit:m/m

A	B	C	D	E	F	G	H	I
12.5±0.3	12.5±0.3	3.90 Max.	5.0±0.2	2.2±0.2	7.6±0.2	7.0 Ref.	5.4 Ref.	2.8 Ref.

3. SCHEMATIC :



4. MATERIALS :



- (a) Core : DR Ferrite Core
- (b) Core : RI Ferrite Core
- (c) Base : LCP
- (d) Wire : Enamelled Copper Wire
- (e) Tape : Mylar Tape
- (f) Terminal : Tinned Copper Plate
- (g) Adhesive : Epoxy
- (h) Ink : Bon Margue

5. GENERAL SPECIFICATION :

- a) Temp. rise : 45°C Max.
- b) Rated current : Base on temp. rise & ΔL/L0A = 20% Max.
- c) Storage temp. : -40°C to +125°C
- d) Operating temp. : -40°C to +80°C
- e) Resistance to solder heat : 260°C.10secs



RoHS Compliant

NOTE : Specifications subject to change without notice. Please check our website for latest information.

07.05.2008



SUPERWORLD ELECTRONICS (S) PTE LTD

PG. 1

6. ELECTRICAL CHARACTERISTICS :

Part No.	Inductance (μ H)	Test Frequency (Hz)	RDC (m Ω) Max.	IDC (A) Max.
SDB12031R5YZF	1.5 \pm 30%	1V / 100K	13	7.80
SDB12032R2YZF	2.2 \pm 30%	1V / 100K	15	6.80
SDB12033R9YZF	3.9 \pm 30%	1V / 100K	26	5.50
SDB12035R6YZF	5.6 \pm 30%	1V / 100K	32	4.80
SDB12038R2YZF	8.2 \pm 30%	1V / 100K	45	4.10
SDB1203100MZF	10.0 \pm 20%	1V / 100K	50	3.90
SDB1203120MZF	12.0 \pm 20%	1V / 100K	60	3.50
SDB1203150MZF	15.0 \pm 20%	1V / 100K	80	3.00
SDB1203180MZF	18.0 \pm 20%	1V / 100K	100	2.70
SDB1203220MZF	22.0 \pm 20%	1V / 100K	110	2.50
SDB1203270MZF	27.0 \pm 20%	1V / 100K	130	2.20
SDB1203330MZF	33.0 \pm 20%	1V / 100K	160	2.10
SDB1203390MZF	39.0 \pm 20%	1V / 100K	180	2.00
SDB1203470MZF	47.0 \pm 20%	1V / 100K	220	1.80
SDB1203560MZF	56.0 \pm 20%	1V / 100K	260	1.60
SDB1203680MZF	68.0 \pm 20%	1V / 100K	310	1.50
SDB1203820MZF	82.0 \pm 20%	1V / 100K	360	1.40
SDB1203101MZF	100.0 \pm 20%	1V / 100K	400	1.30
SDB1203121MZF	120.0 \pm 20%	1V / 100K	530	1.10
SDB1203151MZF	150.0 \pm 20%	1V / 100K	610	1.00
SDB1203181MZF	180.0 \pm 20%	1V / 100K	800	0.90
SDB1203221MZF	220.0 \pm 20%	1V / 100K	970	0.85
SDB1203271MZF	270.0 \pm 20%	1V / 100K	1200	0.75
SDB1203331MZF	330.0 \pm 20%	1V / 100K	1350	0.70



RoHS Compliant

NOTE : Specifications subject to change without notice. Please check our website for latest information.

07.05.2008

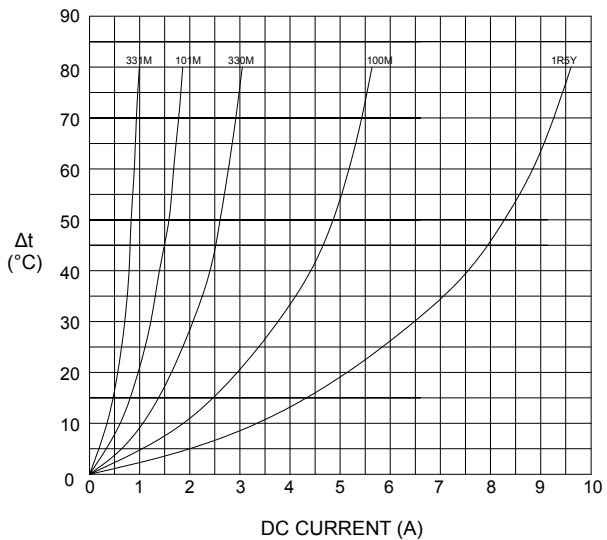


SUPERWORLD ELECTRONICS (S) PTE LTD

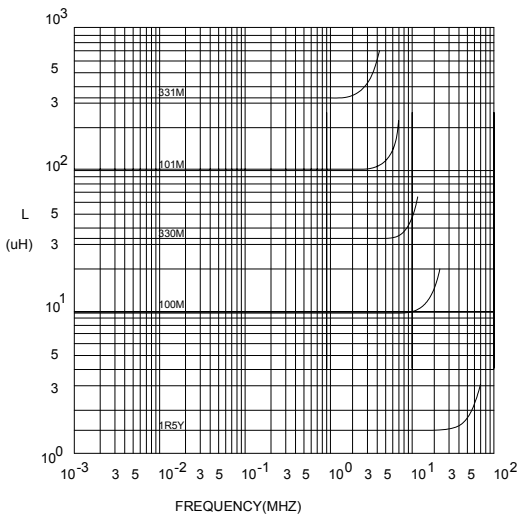
PG. 2

7. CHARACTERISTICS CURVES :

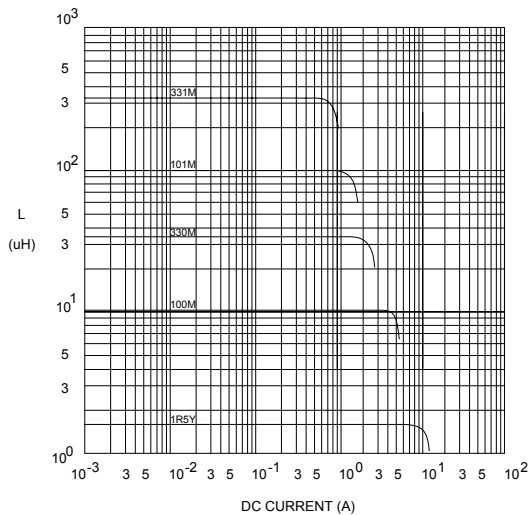
@ TEMP. RISE VS. DC SUPERPOSITION RESPONSE CURVE



@ INDUCTANCE VS. FREQUENCY RESPONSE CURVE



@ INDUCTANCE VS. DC SUPERPOSITION RESPONSE CURVE



NOTE : Specifications subject to change without notice. Please check our website for latest information.



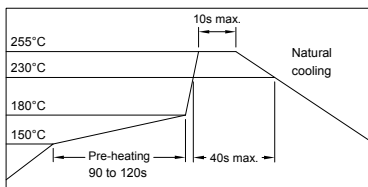
RoHS Compliant

07.05.2008



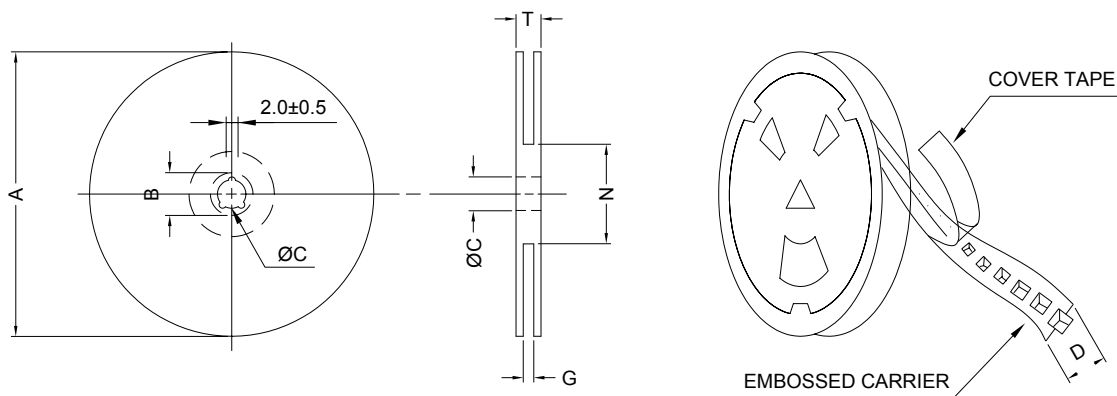
SUPERWORLD ELECTRONICS (S) PTE LTD

RECOMMENDED SOLDERING CONDITIONS REFLOW SOLDERINGS

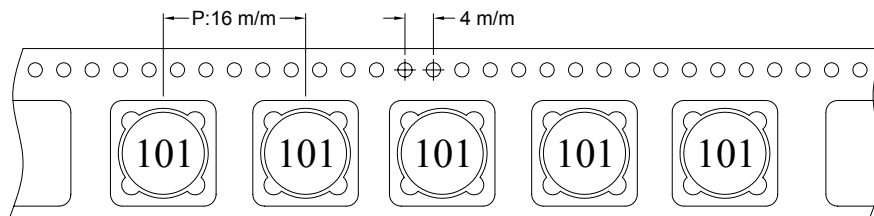


8. PACKAGING INFORMATION :

(1) CONFIGURATION



* CARRIER TAPE WIDTH : D



(2) DIMENSIONS

Unit:m/m

STYLE	A	B	C	D	G	N	T
13-24	330	21±0.8	13±0.5	24	26 ⁺⁰	50 ⁻⁰	30.4

(3) Q'TY & G.W. PER PACKAGE

SERIES	INNER : REEL			OUTER : CARTON		
	Q'TY (PCS)	G.W. (gw)	STYLE	Q'TY (PCS)	G.W. (Kg)	SIZE (cm)
SDB1203	800	2200	13-24	3200	12.3	40 x 40 x 24



RoHS Compliant

NOTE : Specifications subject to change without notice. Please check our website for latest information.

07.05.2008



SUPERWORLD ELECTRONICS (S) PTE LTD

PG. 4

9. RELIABILITY AND TEST CONDITION :

TEST ITEM	SPECIFICATION	TEST CONDITION
SOLDERABILITY	MORE THAN 90% OF THE TERMINAL ELECTRODE SHALL BE COVERED WITH FRESH SOLDER.	PREHEAT : 125±25°C FOR 60 SECONDS SOLDER : 99%Sn/0.3%Ag/0.7%Cu OR EQUIVALENT SOLDER TEMP. : 245±5°C FLUX : ROSIN DIP TIME : 4±1 SECONDS
THERMAL SHOCK TEST (TEMP. CYCLE)	INDUCTANCE SHALL NOT CHANGE MORE THAN ±20%	ROOM TEMP. → -25±2°C 15 MINUTES → 30 MINUTES ROOM TEMP. → 85±2°C 15 MINUTES → 30 MINUTES TOTAL : 50 CYCLES
HUMIDITY RESISTANCE TEST		TEMPERATURE : 40±2°C HUMIDITY : 90 ~ 95% APPLIED CURRENT : PER SPEC. TIME : 500 HOURS
HIGH TEMP. RESISTANCE TEST		TEMPERATURE : 85±2°C APPLIED CURRENT : PER SPEC. TIME : 500 HOURS

10. UL CARD :

OBMW2		November 30, 2000		
Magnet Wire - Component				
PACIFIC ELECTRIC WIRE & CABLE (SHENZHEN) CO LTD				E201757
607 BAOLONG INDUSTRIAL ESTATE LONGGANG, SHENZHEN GUANGDONG CHINA				
	Coating Type	TC	ANSI Type	TI
Mtl Dsg	BC	—	—	130
UEW/U	Polyurethane	—	—	155°C
PEW/U	Polyester	—	MW5-C	180
PEWH/U	Modified Polyester	—	MW30-C	155
PEW-NY/U	Polyester	Polyamide	MW24-C	200
HAI/U	Polyester(Amide)(Imide)	Polyamideimide	MW35,73	155
UEW-NY/U	Polyurethane	Polyamide	MW80-C	130
			MW28-C	
Marking: Company name and material designation or marked designation on package or reel, and Recognized Component Mark.				
See General Information Preceding These Recognitions				
1/3/2001	Underwriters Laboratories Inc.		Card 1 of 2	



RoHS Compliant

NOTE : Specifications subject to change without notice. Please check our website for latest information.



SUPERWORLD ELECTRONICS (S) PTE LTD

07.05.2008

PG. 5

10. UL CARD :

SUMITOMO CHEMICAL CO LTD										E54705 (M)		
5-33 KITAHAMA 4-CHOME CHUO-KO, OSAKA JAPAN												
Mtl Dsg	Col	Min Thk mm	UL94 Flame Class	Elec	RTI		w/o Imp	H W I	H A I R	H V T R	D 4 5	C T I
					with Imp	Mech						
Liquid crystal polyester (LCP), designated "EKONOL" or "SUMIKASUPER", furnished in the form of pellets, (Contd)												
E4008 , E400X	NC , BK	0.30	94V-0	130	130	130	—	—	—	—	—	—
		0.75	94V-0	130	130	130	3	4	—	—	—	—
		1.5	94V-0	130	130	130	2	4	—	—	—	—
E4008	NC , WT , BK	0.30	94V-0	130	130	130	—	—	—	—	—	—
		0.75	94V-0	220	180	220	3	4	—	—	—	—
		1.5	94V-0	220	200	240	2	4	—	—	—	—
E4010	NC , BK	0.30	94V-0	130	130	130	—	—	—	—	—	—
		0.75	94V-0	220	180	220	3	4	—	—	—	—
		1.5	94V-0	220	200	240	2	4	—	—	—	—
E400(Y)L , E4008L	NC , BK	0.30	94V-0	130	130	130	—	—	—	—	—	—
		0.75	94V-0	130	130	130	3	4	—	—	—	—
		1.5	94V-0	130	130	130	2	4	—	—	—	—
E4810	NC , BK	0.30	94V-0	130	130	130	—	—	—	—	—	—
		0.75	94V-0	130	130	130	0	4	—	—	—	—
		1.5	94V-0	130	130	130	0	4	—	—	—	—
		3.0	94V-0	130	130	130	1	4	0	5	4	

(X) Denotes any number 1 thru 9.
(Y) Denotes any number 1 thru 7.

TERAOKA SEISAKUSHO CO LTD										E56086 (S)		
4-22 1-CHOME HIROMACHI SHINAGAWA-KU, TOKYO JAPAN												
Flame retardant aramid paper tape, Cat. Nos. 512F+, 560F+, 565S+, 681S+.												
Flame retardant aramid paper tape, Cat. Nos. 560S+, 561S+, 562S+, rated 200 C.												
Flame retardant acetate cloth tape, Cat. Nos. 570F+, 571F+, 573F+.												
Flame retardant polyester film tape, Cat. Nos. 680F+, 684F+.												
Flame retardant glass cloth tape, Cat. Nos. 510F+, 540S+, 541F+, 685S+.												
Flame retardant glass cloth tape, Cat. No. 54S, rated 200 C.												
Flame retardant cotton cloth tape, Cat. Nos. 590F+, 715F+.												
Flame retardant polyimide film tape, Cat. No. 650S+, rated 200 C.												
Flame retardant tellon tape, Cat. Nos. 841+, 846+.												
Flame retardant PVC tape, Cat. Nos. 305F+, 307F+, 380F+.												
Flame retardant polyester fiber tape, Cat. Nos. 511F+, 551F+.												
Flame retardant epoxy varnish impregnated polyester web tape, Cat. Nos. 530F+.												
Flame retardant epoxy varnish impregnated glass paper tape, Cat. No. 531F+.												
Flame retardant copper foil tape, Cat. No. 831S+.												
Flame retardant copper foil tape, Cat. No. 8321+.												
Flame retardant aluminum foil tape, Cat. Nos. 833+, 834+.												
Epoxy varnish impregnated polyester non-woven fabric tape, cat. no. 530F° rated 150 C.												
polyester film tape, Cat. Nos. 631S°, 632S, rated 130 C.												
Flame retardant polyester film tape, Cat. No. 630F°, rated 130 C.												
Flame retardant polyester film/epoxy varnish impregnated polyester fiber tape Cat. No. 673F°, rated 130 C.												
Flame retardant polyester film/epoxy varnish impregnated polyester fiber/polyester film tape, Cat. No. 850F°, rated 130 C.												
+ - Subjected to Flame Retardant tests only.												
° - Complies with Flame Retardant requirements when so marked.												
Marking: Company name or "E56086" and catalog designation and "Flame Retardant" if apply, bie. printed on the central paper or outer package.												



RoHS Compliant

NOTE : Specifications subject to change without notice. Please check our website for latest information.

07.05.2008



SUPERWORLD ELECTRONICS (S) PTE LTD

PG. 6