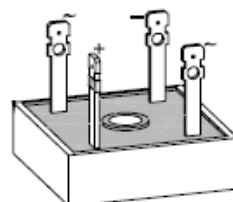


## 40A Single-Phase Bridge Rectifier

### Features

- Low Reverse Leakage Current
- Low Power Loss, High Efficiency
- Electrically Isolated Metal Case for Max. Heat Dissipation
- Case to Terminal Isolation Voltage 2500V
- This series is UL recognized under component index, File number E194718
- RoHS Compliant



MB35  
(Metal Case)



### Mechanical Data

<b>Case:</b>	KBPC (MB35) Metal case with faston lugs
<b>Terminals:</b>	Plated faston lugs
<b>Polarity:</b>	As marked on case
<b>Mounting:</b>	Through hole with #10 screw
<b>Mounting Torque:</b>	23 cm-kG (20 in-lbs) Max.
<b>Weight:</b>	30 grams

### Maximum Ratings And Electrical Characteristics (T<sub>amb</sub>=25°C)

Symbol	Description	MB4005	MB401	MB402	MB404	MB406	MB408	MB4010	Unit	Conditions
<b>V<sub>RRM</sub></b>	Max. Repetitive Peak Reverse Voltage	50	100	200	400	600	800	1000	V	
<b>V<sub>RMS</sub></b>	Max. RMS Voltage	35	70	140	280	420	560	700	V	
<b>V<sub>DC</sub></b>	Max. DC blocking voltage	50	100	200	400	600	800	1000	V	
<b>I<sub>o</sub></b>	Average Rectified Output Current	40							A	T <sub>A</sub> =60°C
<b>I<sub>FSM</sub></b>	Non-Repetitive Peak Forward Surge Current	400							A	8.3ms single half sine-wave superimposed on rated load (JEDEC method)

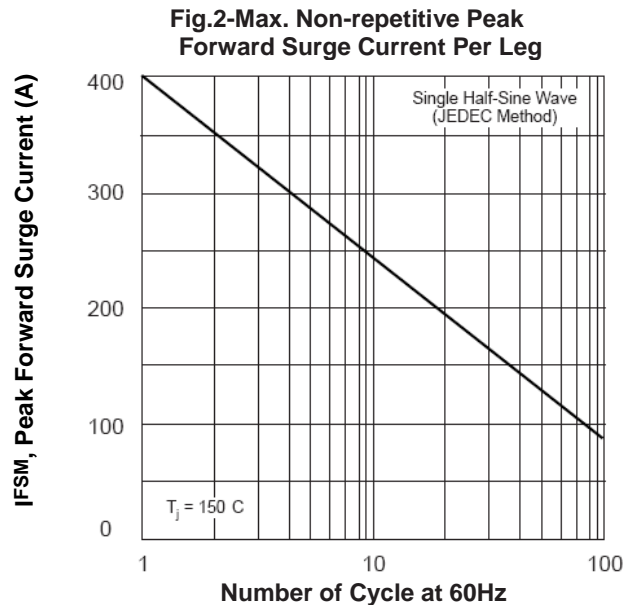
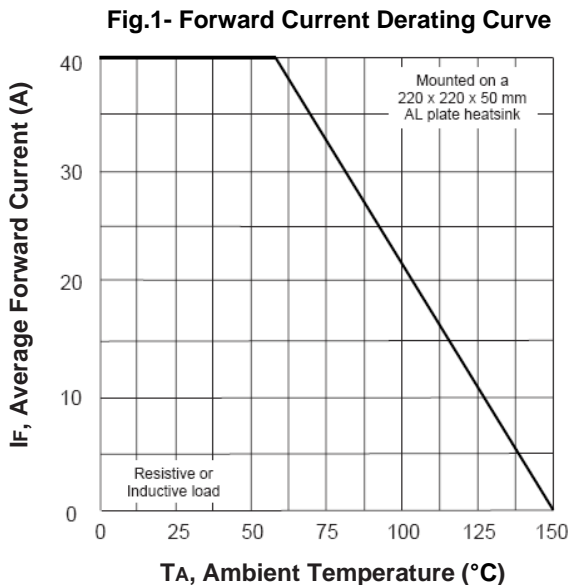
# 40A Single-Phase Bridge Rectifier

## MB4005 – MB4010

Symbol	Description	MB4005	MB401	MB402	MB404	MB406	MB408	MB4010	Unit	Conditions
V <sub>FM</sub>	Forward Voltage per leg	1.2							V	I <sub>o</sub> =20A
I <sub>RM</sub>	Max. Reverse DC Current At Rated DC Blocking Voltage per leg	10							μA	T <sub>C</sub> = 25°C
		1000							μA	T <sub>C</sub> = 125°C
I <sup>2</sup> t	Rating for Fusing (t<8.3ms)	664							A <sup>2</sup> s	
C <sub>J</sub>	Typical junction capacitance per leg	300							pF	f=1MHz V <sub>R</sub> = 4V
R <sub>thjc</sub>	Typical Thermal Resistance per leg	2.1							°C / W	Note
V <sub>ISO</sub>	RMS Isolation Voltage from Case to Leads	2500							V	
T <sub>J</sub> , T <sub>STG</sub>	Operating Junction and Storage Temperature Range	-65 to +150							°C	

**Note:** Thermal Resistance junction to case, mounted on heatsink.

### Typical Characteristics Curves



# 40A Single-Phase Bridge Rectifier

## MB4005 – MB4010

Fig.3-Typical Instantaneous Forward Characteristic Per Leg

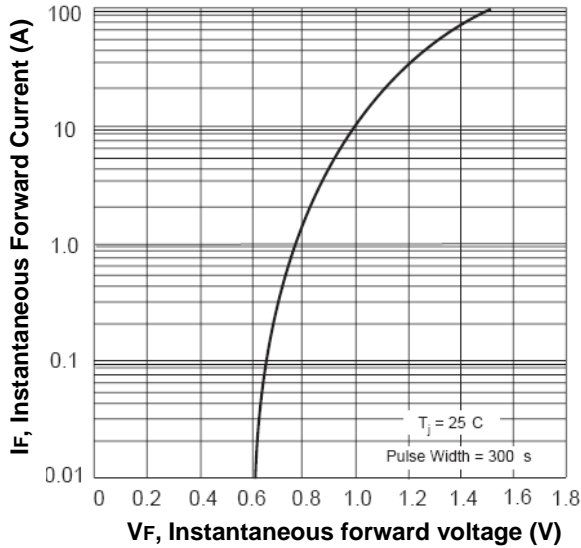


Fig.4-Typical Reverse Characteristics Per Leg

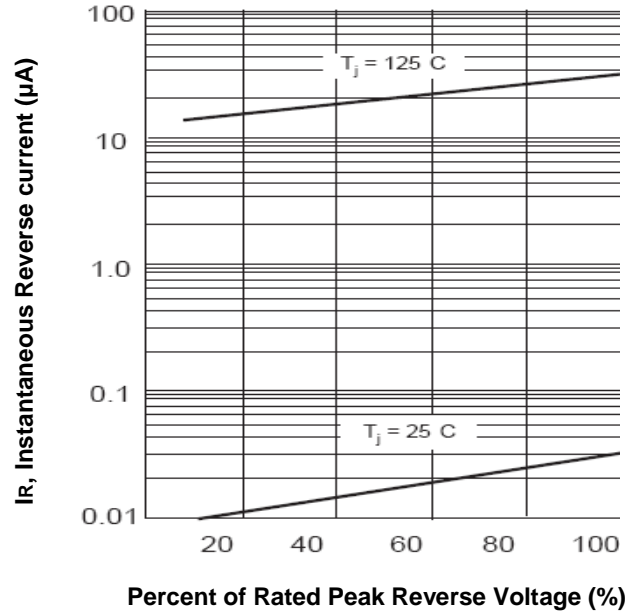
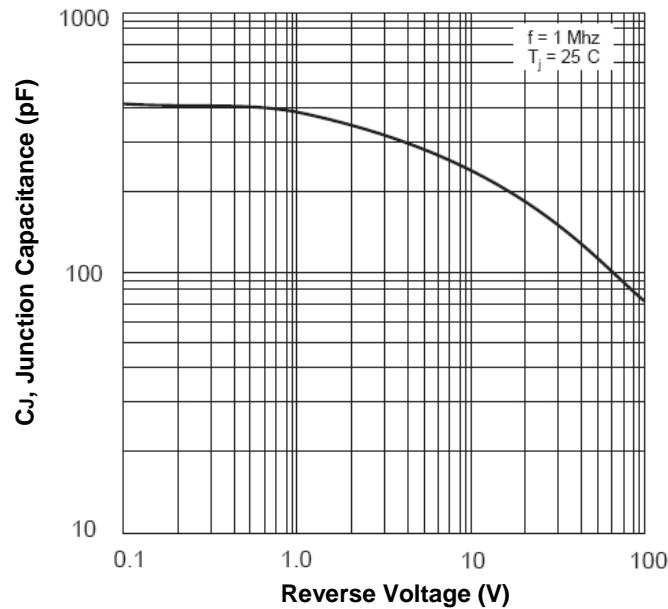


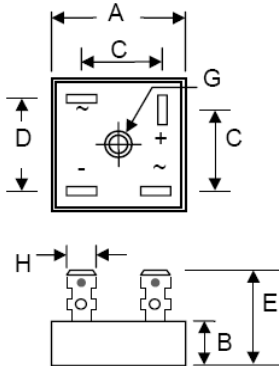
Fig.5-Typical Junction Capacitance Per Leg



# 40A Single-Phase Bridge Rectifier

## MB4005 – MB4010

### Dimensions in inch (mm)



Dim	KBPC		KBPC-W	
	Min	Max	Min	Max
A	27.94	28.96	27.94	28.96
B	10.97	11.23	10.97	11.23
C	15.50	17.60	17.10	19.10
D	17.50	18.50	10.90	11.90
E	22.86	25.40	30.50	—
G	Hole for #10 screw, 5.08Ø Nominal			
H	6.35 Typical		0.97Ø	1.07Ø
All Dimension in mm				

### KBPC (MB35)

### How to contact us:

#### US HEADQUARTERS

28040 WEST HARRISON PARKWAY, VALENCIA, CA 91355-4162  
Tel: (800) TAITRON (800) 824-8766 (661) 257-6060  
Fax: (800) TAITFAX (800) 824-8329 (661) 257-6415  
Email: [taitron@taitroncomponents.com](mailto:taitron@taitroncomponents.com)  
Http://[www.taitroncomponents.com](http://www.taitroncomponents.com)

#### TAITRON COMPONENTS MEXICO, S.A .DE C.V.

BOULEVARD CENTRAL 5000 INTERIOR 5 PARQUE INDUSTRIAL ATITALAQUIA, HIDALGO C.P.  
42970 MEXICO  
Tel: +52-55-5560-1519  
Fax: +52-55-5560-2190

#### TAITRON COMPONENTS INCORPORATED REPRESENTAÇÕES DO BRASIL LTDA

RUA DOMINGOS DE MORAIS, 2777, 2.ANDAR, SALA 24 SAÚDE - SÃO PAULO-SP 04035-001 BRAZIL  
Tel: +55-11-5574-7949  
Fax: +55-11-5572-0052

#### TAITRON COMPONENTS INCORPORATED, SHANGHAI REPRESENTATIVE OFFICE

CROSS REGION PLAZA, 899 LINGLING ROAD, SUITE 18C, SHANGHAI, 200030, CHINA  
Tel: +86-21-5424-9942  
Fax: +86-21-5424-9931

**TAITRON**  
components incorporated

Rev. A/DX 2007-06-09