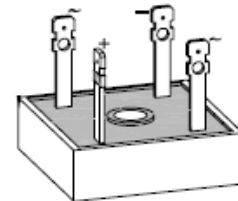


15A Single-Phase Glass Passivated Bridge Rectifier

Features

- Glass passivated chip junction
- Low Reverse Leakage Current
- Low Power Loss, High Efficiency
- Electrically Isolated Metal Case for Max. Heat Dissipation
- Case to Terminal Isolation Voltage 2500V
- This series is UL recognized under component index, File number E194718
- RoHS Compliant



MB35
(Metal Case)



Mechanical Data

Case:	KBPC (MB35) Metal case with faston lugs
Terminals:	Plated faston lugs
Polarity:	As marked on case
Mounting:	Through hole with #10 screw
Mounting Torque:	23 cm-kG (20 in-lbs) Max.
Weight:	30 grams

Maximum Ratings And Electrical Characteristics (T_{amb}=25°C)

Symbol	Description	MB15 05G	MB15 1G	MB15 2G	MB15 4G	MB15 6G	MB15 8G	MB15 10G	Unit	Conditions
VRRM	Max. Repetitive Peak Reverse Voltage	50	100	200	400	600	800	1000	V	
VRMS	Max. RMS Voltage	35	70	140	280	420	560	700	V	
VDC	Max. DC blocking voltage	50	100	200	400	600	800	1000	V	
I_o	Average Rectified Output Current	15							A	TA=60°C
I_{FSM}	Non-Repetitive Peak Forward Surge Current	200							A	8.3ms single half sine-wave superimposed on rated load (JEDEC method)

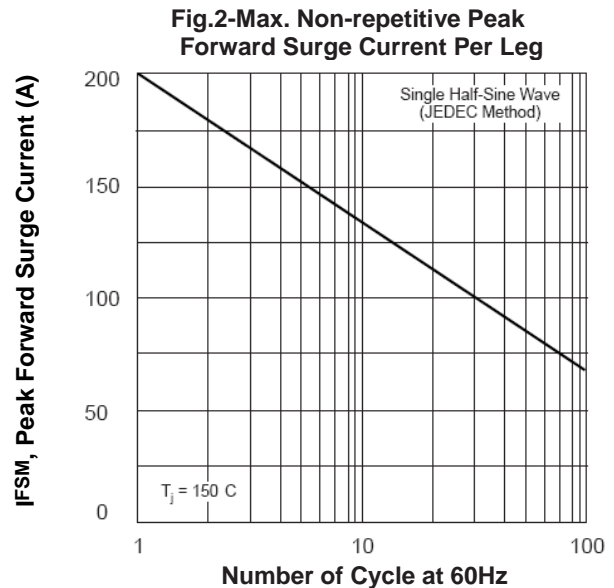
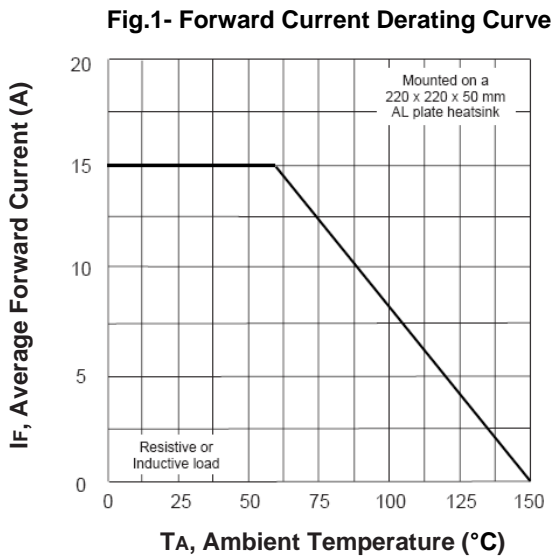
15A Single-Phase Glass Passivated Bridge Rectifier

MB1505G - MB1510G

Symbol	Description	MB15 05G	MB15 1G	MB15 2G	MB15 4G	MB15 6G	MB15 8G	MB15 10G	Unit	Conditions
V _{FM}	Forward Voltage per leg	1.1							V	I _o =7.5A
I _{RM}	Max. Reverse DC Current At Rated DC Blocking Voltage per leg	10							μA	T _C = 25°C
		1000							μA	T _C = 125°C
I ² t	Rating for Fusing (t<8.3ms)	166							A ² s	
C _J	Typical junction capacitance per leg	300							pF	f=1MHz V _R = 4V
R _{thjc}	Typical Thermal Resistance per leg	2.6							°C / W	Note
V _{ISO}	RMS Isolation Voltage from Case to Leads	2500							V	
T _J , T _{STG}	Operating Junction and Storage Temperature Range	-65 to +150							°C	

Note: Thermal Resistance junction to case, mounted on heatsink.

Typical Characteristics Curves



15A Single-Phase Glass Passivated Bridge Rectifier

MB1505G - MB1510G

Fig.3-Typical Instantaneous Forward Characteristic Per Leg

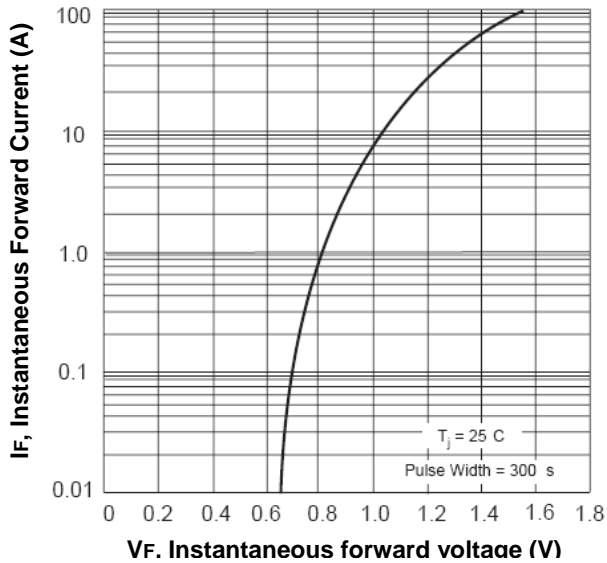


Fig.4-Typical Reverse Characteristics Per Leg

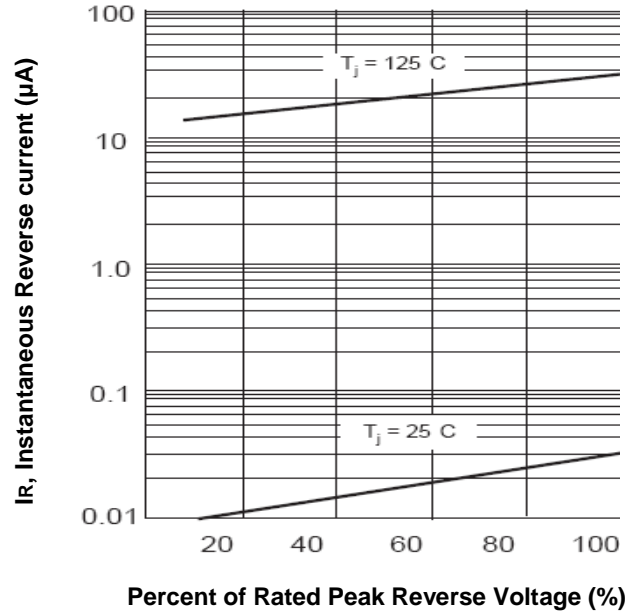
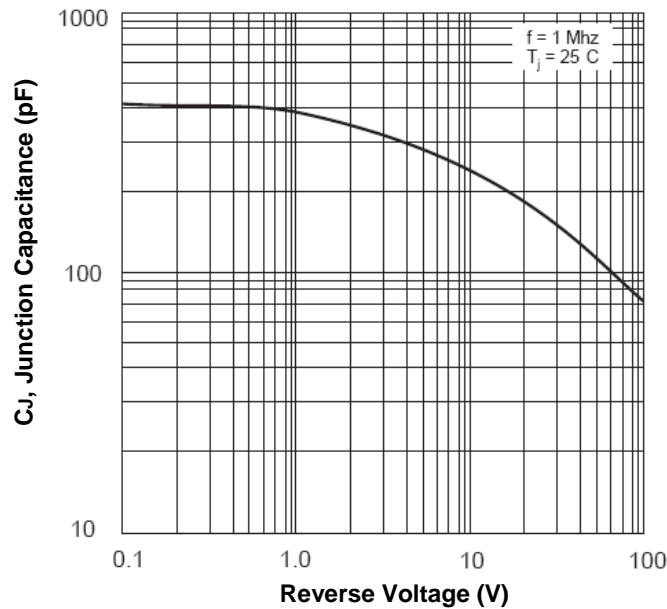


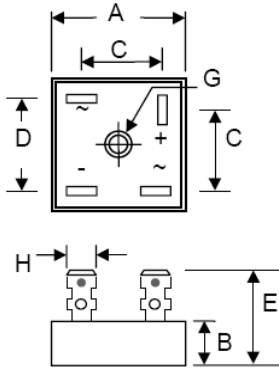
Fig.5-Typical Junction Capacitance Per Leg



15A Single-Phase Glass Passivated Bridge Rectifier

MB1505G - MB1510G

Dimensions in inch (mm)



Dim	KBPC		KBPC-W	
	Min	Max	Min	Max
A	27.94	28.96	27.94	28.96
B	10.97	11.23	10.97	11.23
C	15.50	17.60	17.10	19.10
D	17.50	18.50	10.90	11.90
E	22.86	25.40	30.50	—
G	Hole for #10 screw, 5.08Ø Nominal			
H	6.35 Typical		0.97Ø	1.07Ø
All Dimension in mm				

KBPC (MB35)

How to contact us:

US HEADQUARTERS

28040 WEST HARRISON PARKWAY, VALENCIA, CA 91355-4162
 Tel: (800) TAITRON (800) 824-8766 (661) 257-6060
 Fax: (800) TAITFAX (800) 824-8329 (661) 257-6415
 Email: taitron@taitroncomponents.com
 Http://www.taitroncomponents.com

TAITRON COMPONENTS MEXICO, S.A .DE C.V.

BOULEVARD CENTRAL 5000 INTERIOR 5 PARQUE INDUSTRIAL ATITALAQUIA, HIDALGO C.P.
 42970 MEXICO
 Tel: +52-55-5560-1519
 Fax: +52-55-5560-2190

TAITRON COMPONENTS INCORPORATED REPRESENTAÇÕES DO BRASIL LTDA

RUA DOMINGOS DE MORAIS, 2777, 2.ANDAR, SALA 24 SAÚDE - SÃO PAULO-SP 04035-001 BRAZIL
 Tel: +55-11-5574-7949
 Fax: +55-11-5572-0052

TAITRON COMPONENTS INCORPORATED, SHANGHAI REPRESENTATIVE OFFICE

CROSS REGION PLAZA, 899 LINGLING ROAD, SUITE 18C, SHANGHAI, 200030, CHINA
 Tel: +86-21-5424-9942
 Fax: +86-21-5424-9931