

TECHNICAL DESCRIPTION

FEATURES

- 2.0 - 3.0 GHz
- LOW LOSS
- HIGH DIRECTIVITY
- EXCELLENT COUPLING ACCURACY
- SURFACE MOUNT

APPLICATIONS

- WCDMA BASE STATION RF SUBSYSTEMS
- SATCOM
- MMDS
- WLAN



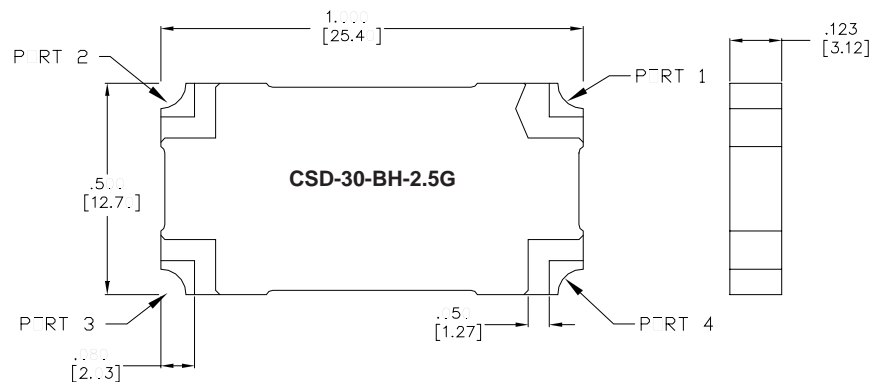
The Multi-Mix[®] CSD series provides a 30 dB coupling with low insertion loss, low VSWR, and high directivity. Accurate coupling factors make this series ideal for use in power amplifiers and RF signal distribution and processing equipment.

CSD - 30 directional couplers are fusion bonded multilayer stripline devices. The fusion bonding process yields a homogeneous monolithic dielectric structure with reliability, ruggedness, and electrical performance that is superior to conventional adhesive bonding techniques.

GENERAL SPECIFICATIONS

FREQUENCY RANGE (MHz)	INSERTION LOSS (dB MAX)	MEAN COUPLING (dB)	VSWR (MAX, ALL PORTS)	
2000 - 3000	0.13	30 ± 1.8	1.17:1	
FREQUENCY SENSITIVITY (dB MAX)	DIRECTIVITY (dB MIN)	AVERAGE POWER (WATTS, MAX.)	RF INTERFACE	OPERATING TEMPERATURE
± 0.75	14	450	Leadless Surface Mount	-55° TO +85° C

PACKAGE OUTLINE



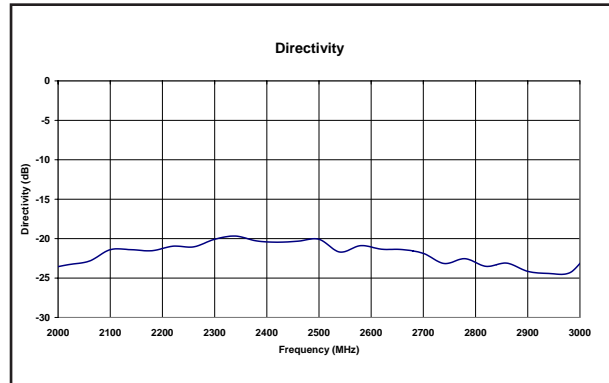
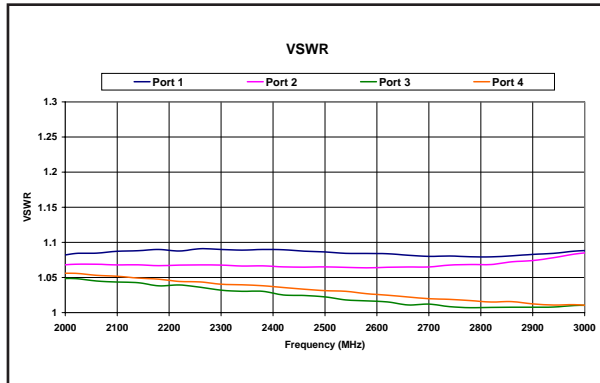
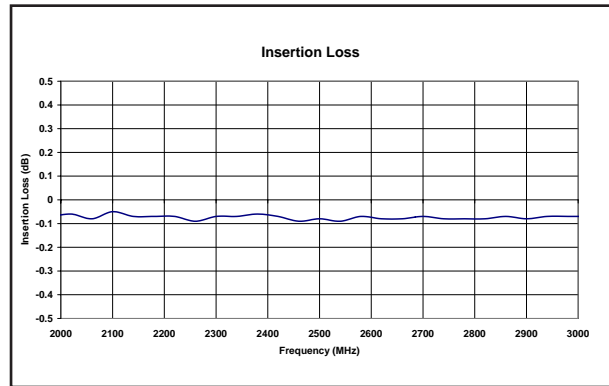
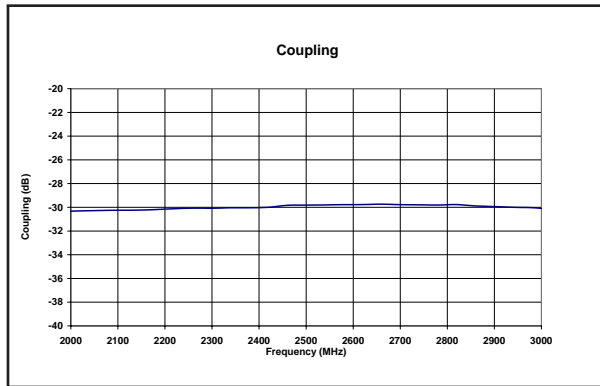
THE MULTI-MIX MICROTECHNOLOGY[®] GROUP IS ISO 9001:2000 REGISTERED



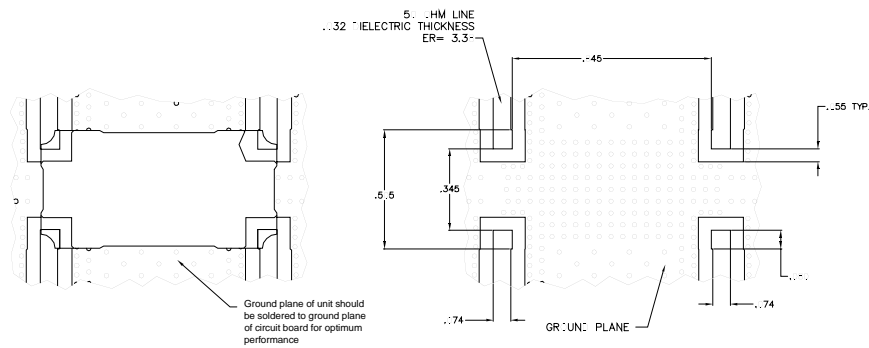
U.S. Patent 6,099,677 and other Patents Pending.

Merrimac Industries / 41 Fairfield Place, West Caldwell, NJ 07006
Tel: 1.888.434.MMFM / Fax: 973.882.5990 / Email: MMFM@merrimacind.com / www.Multi-Mix.com

TYPICAL PERFORMANCE



MOUNTING CONFIGURATION



TRUTH TABLE

	1	2	3	4
1	Input	Output	Isolated	Coupled
2	Output	Input	Coupled	Isolated
3	Isolated	Coupled	Input	Output
4	Coupled	Isolated	Output	Input