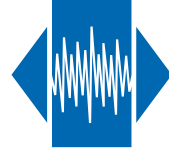


VTO-SW-S-8p

SMD VC-TCXO
Sine wave

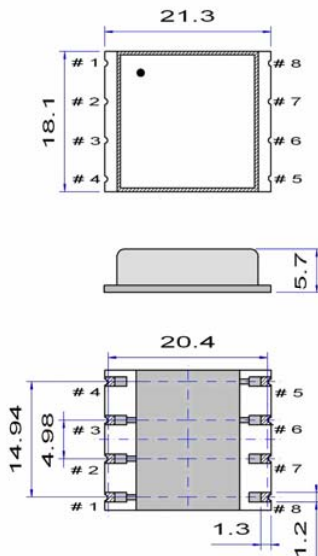
QuartzCom
the communications company



Features

- Applications: telecom infrastructure, broadband access
- Output signal sine wave
- Wide frequency range up to 500 MHz
- Low phase noise

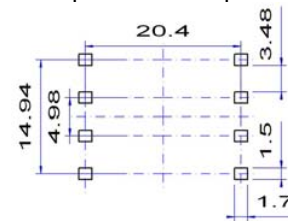
Parameter	Specification	
Frequency range	10 ~ 500 MHz	
Frequency stability:		
vs. temperature	≤ ±1.0 ~ ±5.0 ppm	
vs. supply & load change	≤ ±0.5 ppm	±5 %
vs. aging	≤ ±2.0 ppm	1 st year
Frequency tolerance ex. factory	≤ ±1.0 ppm	@ +25 °C
Supply voltage	+5.0 V	±5 % (+3.3 V on request)
Supply current	10 ~ 50 mA	
Output signal	sine wave	
Output level	0 ~ +7 dBm	
Output load	50 Ω	
Harmonics	< -20 dBc	
Sub harmonics	< -30 dBc	
Frequency pulling range	±5 ~ ±20 ppm	
Voltage control	+2.5 V	±2.0 V
Input impedance	47 kΩ	
Phase noise @ 50.4 MHz carrier frequency	-115 dBc/Hz -140 dBc/Hz -150 dBc/Hz	@ 100 Hz @ 1 kHz @ 10 kHz
Operating temperature range	-20 ~ +70 °C -40 ~ +85 °C	commercial application industrial application
Storage temperature range	-55 ~ +125 °C	
Packaging unit	tray	50 pieces
Customer specifications on request		



Pin function

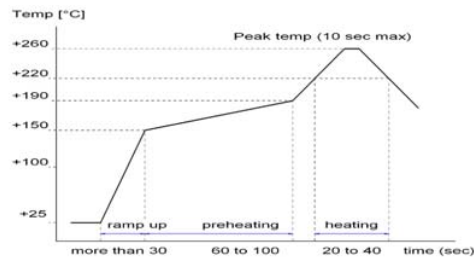
- # 1 GND
- # 2 GND
- # 3 GND
- # 4 Vc Voltage control
- # 5 GND
- # 6 GND
- # 7 Output
- # 8 Vdc

Example for solder pattern



Do not design any conductive path between the pattern

Example for IR reflow soldering temperature



2002/95/EC RoHS compliant

QuartzCom AG
sales@quartzcom.com
www.quartzcom.com

QuartzCom Asia
sales-asia@quartzcom.com

QuartzCom USA
sales-usa@quartzcom.com

02 May. 100

