



## PM/P/P Cores Halves/EP/TT/PR Cores

**Series/Type:** P 18 x 11

The following products presented in this data sheet are being withdrawn.

Ordering Code	Substitute Product	Date of Withdrawal	Deadline Last Orders	Last Shipments
B65651D0000R026	B65651D0000R048	2002-08-02	2002-12-31	2003-03-31
B65652A50000000		2004-10-18	2005-03-31	2005-09-30
B65659F0001X101	B65659F0001X023	2004-01-23		

For further information please contact your nearest EPCOS sales office, which will also support you in selecting a suitable substitute. The addresses of our worldwide sales network are presented at [www.epcos.com/sales](http://www.epcos.com/sales).

P 18 × 11

Core

B65651

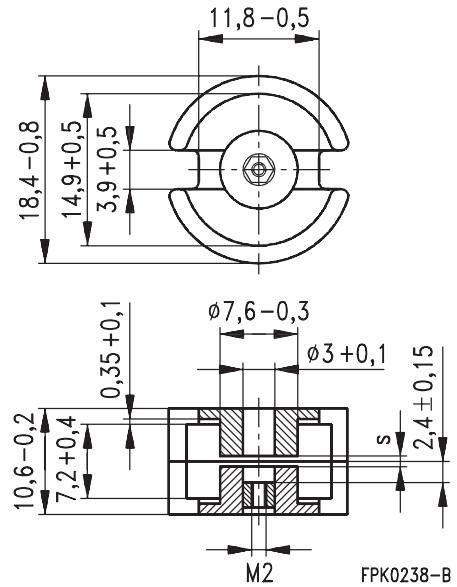
- In accordance with IEC 60133
- Pot cores are supplied in sets

**Magnetic characteristics (per set)**

	with center hole	without center hole	
$\Sigma I/A$	0,6	0,57	mm <sup>-1</sup>
$l_e$	25,9	26,6	mm
$A_e$	43	46,7	mm <sup>2</sup>
$A_{min}$	—	33,9	mm <sup>2</sup>
$V_e$	1 120	1 240	mm <sup>3</sup>

**Approx. weight (per set)**

$m$	6,0	6,6	g



**Gapped**

Material	$A_L$ value nH	$s$ approx. mm	$\mu_e$	Ordering code <sup>1)</sup> -D with center hole -T w. threaded sleeve
K1	40 ± 3 %	1,60	19	B65651-+40-A1
M33	100 ± 3 %	0,60	48	B65651-+100-A33
N48	160 ± 2 %	0,32	77	B65651-+160-G48
	250 ± 3 %	0,20	120	B65651-+250-A48
	315 ± 3 %	0,15	151	B65651-+315-A48
	400 ± 3 %	0,10	192	B65651-+400-A48
	500 ± 3 %	0,07	240	B65651-+500-A48
	630 ± 5 %	0,05	302	B65651-D630-J48

**Ungapped**

Material	$A_L$ value nH	$\mu_e$	$A_{L1min}$ nH	$P_V$ W/set	Ordering code -D with center hole -W w/o center hole
N26	2900 + 30/- 20 %	1380			B65651-D-R26
N30	5900 + 30/- 20 %	2680			B65651-W-R30
T38	12600 + 40/- 30 %	5710			B65651-W-Y38
N87	3600 + 30/- 20 %	1630	2000	< 0,46 (200 mT, 100 kHz, 100 °C)	B65651-W-R87

1) Replace the + by the code letter "D" or "T" for the required version.

**Coil former**

Standard: to IEC 60133 and DIN 41 294

Material: GFR polyterephthalate (UL 94 V-0, insulation class to IEC 60085:

F  $\triangleq$  max. operating temperature 155 °C), color code black

Winding: see "Processing Notes", page 155

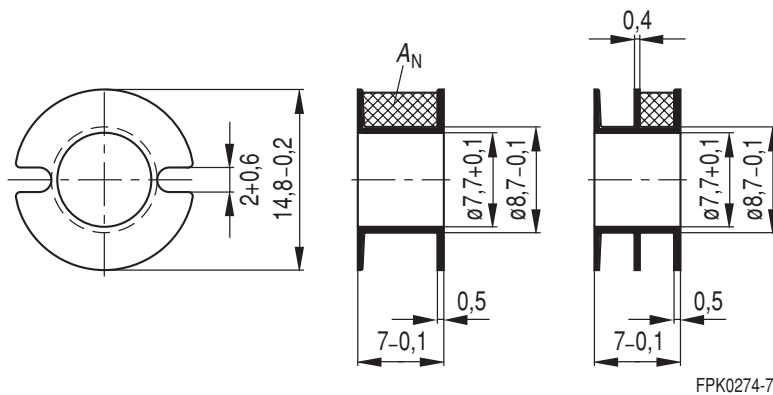
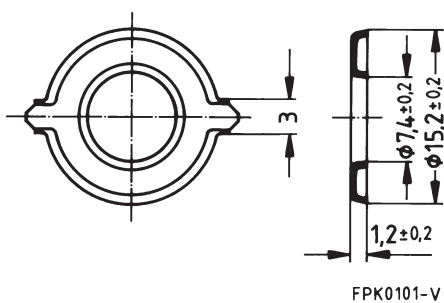
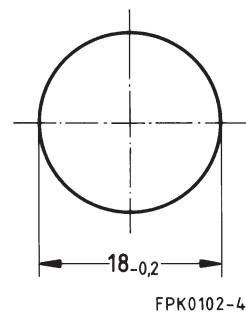
**Insulating washer 1** between core and coil former

- For tolerance compensation and for insulation
- Polycarbonate spring washer (UL 94 V-0, insulation class to IEC 60085: E  $\triangleq$  120 °C), 0,04 mm thick

**Insulating washer 2** between core and terminal carrier

- For increased dielectric strength
- Made of polycarbonate (UL 94 V-0, insulation class to IEC 60085: E  $\triangleq$  120 °C), 0,08 mm thick

Coil former				Bestellnummer
Sections	$A_N$ mm <sup>2</sup>	$l_N$ mm	$A_R$ value $\mu\Omega$	
1	16	35,6	87	B65652-B-T1
2	13	35,6	94	B65652-B-T2
Insulating washer 1 (reel packing, PU = 1 reel)				B65652-A5000
Insulating washer 2 (bulk)				B65652-A5002

**Coil former**

**Insulating washer 1**

**Insulating washer 2**


**Mounting assembly for printed circuit boards**

- The set comprises a terminal carrier and a yoke
- For snap-in connection

**Terminal carrier**

Material: GFR polyterephthalate (UL 94 V-0, insulation class to IEC 60085:  
F  $\triangleq$  max. operating temperature 155 °C), color code gray

Solderability: to IEC 60068-2-20, test Ta, method 1 (aging 3): 235 °C, 2 s

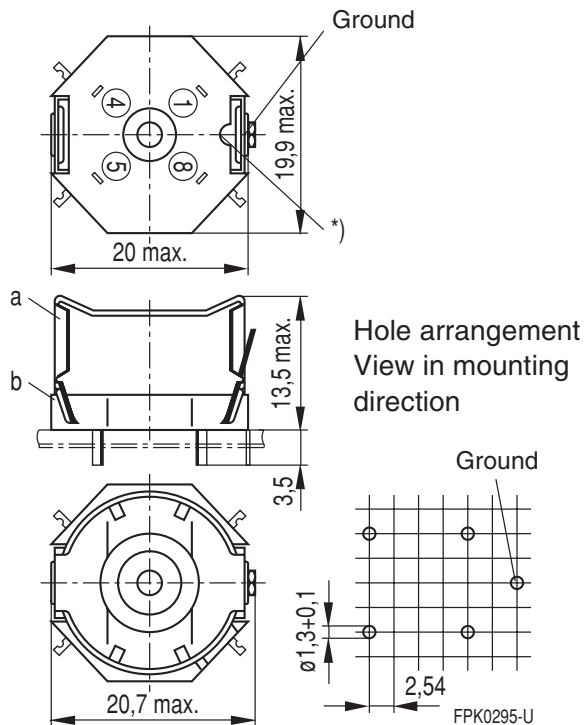
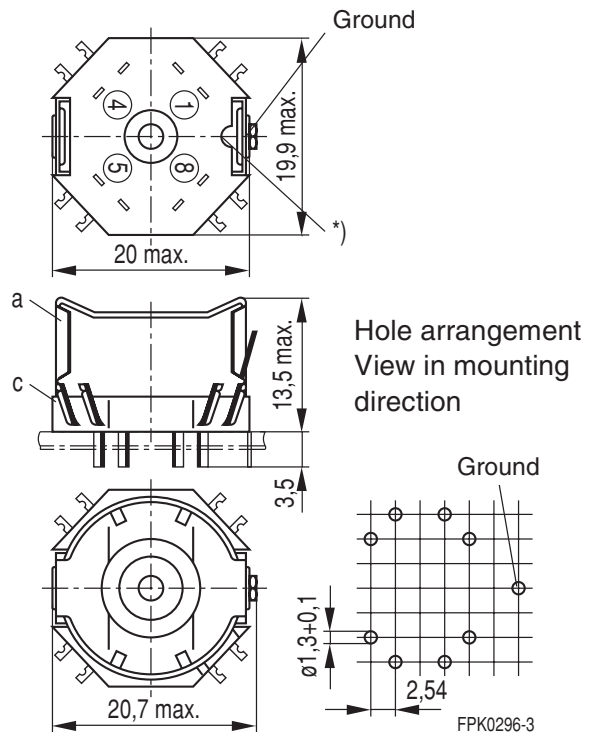
Resistance to soldering heat: to IEC 60068-2-20, test Tb, method 1B: 350 °C, 3,5 s

**Yoke**

Spring yoke, made of tinned nickel silver (0,3 mm), with ground terminal

Complete mounting assembly  
(4 solder terminals)  
Ordering code: B65655-B9

Complete mounting assembly  
(8 solder terminals)  
Ordering code: B65655-B10

**4 solder terminals**

**8 solder terminals**


\*) This recess must be on the side of the grounding pin to ensure that the yoke locks in position.

- a) Yoke
- b) Terminal carrier with 4 solder terminals
- c) Terminal carrier with 8 solder terminals

### Adjusting screw

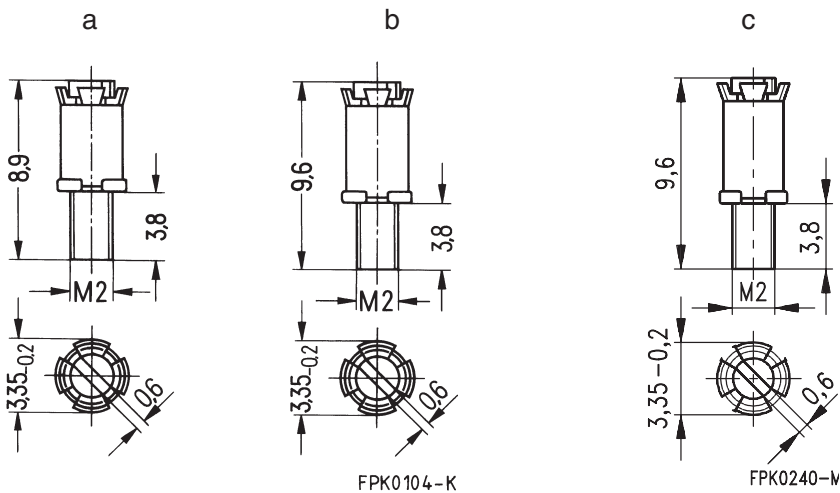
■ Tube core with thread and core brake made of GFR polyterephthalate

Plastic **adjusting screwdriver** (not shown)

Plastic **handle** for adjusting screwdriver (not shown)

Core P 18 × 11		Adjusting screw				Min. adjusting range %	Ordering code
Material	A <sub>L</sub> value nH	Fig.	∅ × length mm	Material	Color code		
K 1	40	a	2,62 × 3,6	Si 1	white	13	B65659-F1-X101
M 33	100	a	2,62 × 3,6	Si 1	white	10	B65659-F1-X101
N 48	160	a	2,62 × 3,6	Si 1	white	7	B65659-F1-X101
	250	a	2,62 × 3,6	K 1	green	10	B65659-F1-X1
	315 400	b	2,75 × 4,4	N 22	black	16 12	B65659-F3-X23
	400 500	c	2,82 × 4,4	N 22	yellow	16 13	B65659-F4-X23
<b>Adjusting screwdriver</b>							B63399-B4
<b>Handle</b>							B63399-B5

### Adjusting screw



**Herausgegeben von EPCOS AG**

**Marketing Kommunikation, Postfach 80 17 09, 81617 München, DEUTSCHLAND**

© EPCOS AG 2000. Alle Rechte vorbehalten. Vervielfältigung, Veröffentlichung, Verbreitung und Verwertung dieser Broschüre und ihres Inhalts ohne ausdrückliche Genehmigung der EPCOS AG nicht gestattet.

Mit den Angaben in dieser Broschüre werden die Bauelemente spezifiziert, keine Eigenschaften zugesichert. Bestellungen unterliegen den vom ZVEI empfohlenen Allgemeinen Lieferbedingungen für Erzeugnisse und Leistungen der Elektroindustrie, soweit nichts anderes vereinbart wird.

Diese Broschüre ersetzt die vorige Ausgabe.

Fragen über Technik, Preise und Liefermöglichkeiten richten Sie bitte an den Ihnen nächstgelegenen Vertrieb der EPCOS AG oder an unsere Vertriebsgesellschaften im Ausland.

Bauelemente können aufgrund technischer Erfordernisse Gefahrstoffe enthalten. Auskünfte darüber bitten wir unter Angabe des betreffenden Typs ebenfalls über die zuständige Vertriebsgesellschaft einzuholen.

**Published by EPCOS AG**

**Marketing Communications, P.O. Box 80 17 09, 81617 Munich, GERMANY**

© EPCOS AG 2000. All Rights Reserved. Reproduction, publication and dissemination of this brochure and the information contained therein without EPCOS' prior express consent is prohibited.

The information contained in this brochure describes the type of component and shall not be considered as guaranteed characteristics. Purchase orders are subject to the General Conditions for the Supply of Products and Services of the Electrical and Electronics Industry recommended by the ZVEI (German Electrical and Electronic Manufacturers' Association), unless otherwise agreed.

This brochure replaces the previous edition.

For questions on technology, prices and delivery please contact the Sales Offices of EPCOS AG or the international Representatives.

Due to technical requirements components may contain dangerous substances. For information on the type in question please also contact one of our Sales Offices.