

PHASE SHIFTERS

Mechanical Adjustment with Screw Driver Shaft and Lock.
For Digital Counting Dial add "D" suffix to the Model Number
Phase Shift is linear with frequency and continuously variable.

RF Power: 100 Watt Average
3 KW Peak
RF Connectors: SMA Female or
Type N Female



P150 and P250 series

Standard Size
5.5" X 2" X 1"

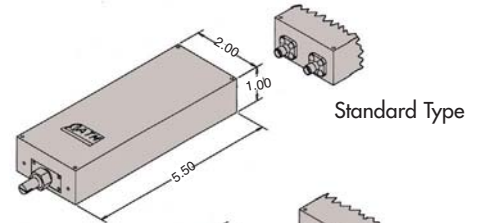
Model No.* (SMA)	Model No.* (Type N)	Freq (GHz)	Phase Adjust (min)	I.L. (dB max)	VSWR (max)
P1503	P2503	DC-2.3	60°/GHz	0.5	1.5
P1504	P2504	DC-4.3	60°/GHz	0.5	1.5
P1505	P2505	DC-8.2	60°/GHz	0.6	1.5
P1506	P2506	DC-12.7	60°/GHz	0.7	1.5
P1507	P2507	DC-18.6	60°/GHz	1.0	1.6

SATCOM MODELS

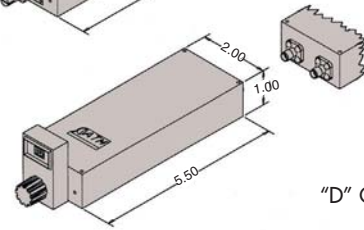
P150C-180	P250C-180	5.85-6.5	0-180	0.6	1.5
P150C-360	P250C-360	5.85-6.5	0-360	0.6	1.5
P150X-180	P250X-180	7.9-8.4	0-180	0.7	1.5
P150X-360	P250X-360	7.9-8.4	0-360	0.7	1.5
P150K-180	P250K-180	12.0-14.5	0-180	1.0	1.6
P150K-360	P250K-360	12.0-14.5	0-360	1.0	1.6
P150CK-180	P250CK-180	5.85-14.5	0-180	**	**
P150CK-360	P250CK-360	5.85-14.5	0-360	**	**
P1508-360	N/A	18.0-26.5	0-360	1.5	1.8
P1509-360	N/A	26.5-40	0-360	2.5	2.0

**See above P/N's For specifications in each band

* For a Digital Counting Dial add "D" suffix to model number



Standard Type



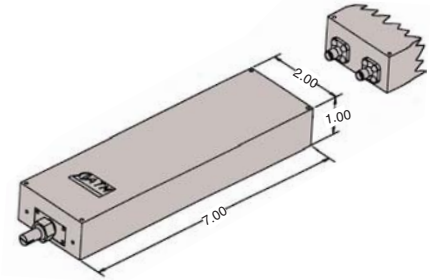
"D" Option

P160 and P260 series

Standard Size
7" X 2" X 1"

Model No.* (SMA)	Model No.* (Type N)	Freq (GHz)	Phase Adjust (min)	I.L. (dB max)	VSWR (max)
P1603	P2603	DC-2.3	90°/GHz	0.5	1.5
P1604	P2604	DC-4.3	90°/GHz	0.5	1.5
P1605	P2605	DC-8.2	90°/GHz	0.6	1.5
P1606	P2606	DC-12.7	90°/GHz	0.7	1.5
P1607	P2607	DC-18.6	90°/GHz	1.0	1.6

* For a Digital Counting Dial add "D" suffix to model number



series

P1210, P2210, P1100 and P2100

Standard Size
180° 12" X 2" X 1"
360° 24" X 3" X 1.2"

Model No.* (SMA)	Model No.* (Type N)	Freq (GHz)	Phase Adjust (min)	I.L. (dB max)	VSWR (max)
P1213	P2213	DC-2.3	180°/GHz	0.6	1.3
P1214	P2214	DC-4.3	180°/GHz	0.7	1.5
P1102	P2102	DC-1.0	360°/GHz	0.5	1.3
P1103	P2103	DC-2.5	360°/GHz	0.8	1.5

* For a Digital Counting Dial add "D" suffix to model number

Phase Shifter Drive Options

Standard Models are supplied with lock nut & Knob
For Digital Counting Dial add "D" suffix to Model number
For Direct Reading Dial add "DRE" suffix to Model number
For 28 Volt Motor Driver add-28 to the Model number

Phase Shifter Drive Options



Standard Type



Digital Counting Dial



Direct Reading



Motor Drive

