



Features

- Leadless, surface mount for economical assembly
 - Compact mini-size
 - High surge current rating
 - Low capacitance and insertion loss
 - Stable breakdown throughout life
- **UL**® UL Recognized
 - RoHS compliant* version available

2035-xx-SM Precision Gas Discharge Tube Surge Protector

Bourns now offers a surface mount (SM) 2-electrode GDT surge protection device. The industry-leading quality and features of the Bourns® miniature 2035 Series GDT continue in this new SM version. Compatible with “pick and place” assembly systems, the SM is ideal for high-density applications such as PCBs for telecommunications, commercial and industrial applications.

Characteristics

Test Methods per ITU-T (CCITT) K.12, IEEE C62.31

Characteristic	Model No.					
	2035-09	2035-15	2035-20	2035-23	2035-25	2035-30
DC Sparkover ±15 % (±20 % for Model 2035-09) @ 100 V/s	90 V	150 V	200 V	230 V	250 V	300 V
Impulse Sparkover 100 V/μs	350 V	400 V	425 V	450 V	475 V	525 V
1000 V/μs	525 V	550 V	575 V	600 V	625 V	650 V

Characteristic	Model No.				
	2035-35	2035-40	2035-42	2035-47	2035-60
DC Sparkover ±15 % @ 100 V/s (-12 %, +15 % for Model 2035-60) @ 100 V/s	350 V	400 V	420 V	470 V	600 V
Impulse Sparkover 100 V/μs	600 V	650 V	675 V	750 V	950 V
1000 V/μs	750 V	800 V	850 V	950 V	1100 V

Insulation Resistance (IR).....	100 V (50 V for Model 2035-09).....	> 10 ¹⁰ Ω
Glow Voltage.....	10 mA.....	~ 70 V
Arc Voltage.....	>1 A.....	~ 10 V
Glow-Arc Transition Current.....		< 0.5 A
Capacitance.....	1 MHz.....	< 1 pF
DC Holdover Voltage ¹	>135 V, (52 V for Model 2035-09, 80 V for Model 2035-15)	< 150 ms
Impulse Discharge Current.....	10000 A, 8/20 μs ²	1 operation minimum
	5000 A, 8/20 μs.....	> 10 operations
	100 A, 10/1000 μs.....	> 300 operations
	100 A, 10/700 μs.....	> 500 operations
Alternating Discharge Current.....	20 Arms, 11 cycles ²	1 operation minimum
	5 Arms, 1 s.....	> 10 operations
Operating Temperature.....		-55 to +85 °C

Notes:

UL Recognized component, UL File E153537

Sparkover limits after life ±20 % (-25 %, +30 % for Model 2035-09, 2035-60), IR >10⁸Ω .

¹ Network applied.

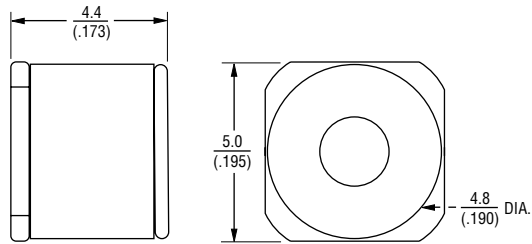
² Tube may exceed ±20 % but will continue to protect without venting.

*RoHS Directive 2002/95/EC Jan 27 2003 including Annex.
Specifications are subject to change without notice.
Customers should verify actual device performance in their specific applications.

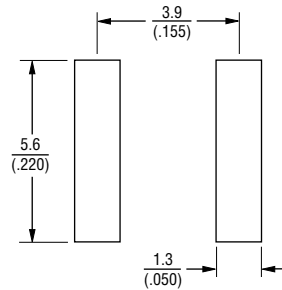
2035-xx-SM Precision Gas Discharge Tube Surge Protector

BOURNS®

Product Dimensions



Recommended Pad Layout

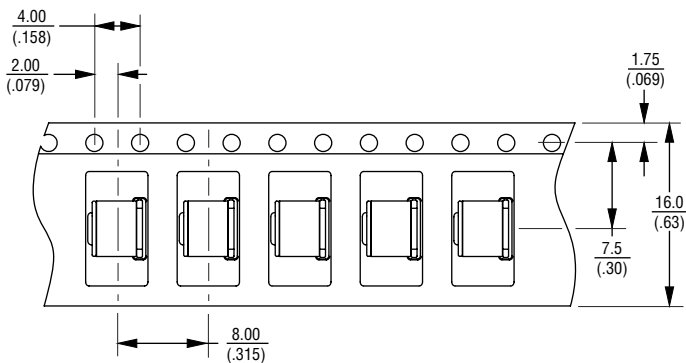


DIMENSIONS = $\frac{\text{MILLIMETERS}}{\text{(INCHES)}}$

Packaging Specifications

The Model 2035-xx-SM ships standard bulk pack, 100 pieces per bag.

The optional reelpack (-RP) contains 1,500 pieces per reel. Reel is 13 " in diameter and 3/4 " wide.



How To Order

2035 - xx - SM - RP LF

Model Number Designator _____

Voltage _____

Surface Mount _____

Packaging Options _____
 Blank = Bulk Packaging (Standard)
 RP = Reelpack (Optional)

Lead Free Option _____
 Blank = Standard Product
 LF = Lead Free / RoHS Compliant Product

REV. G 08/05

Specifications are subject to change without notice. Customers should verify actual device performance in their specific applications.