


Subminiature Fuse, 6.4 mm, Quick-Acting F, Telecom



UL 248-14 · 125 VAC · 125 VDC · Quick-Acting F

**Description**

- Directly solderable on printed circuit boards

Standards

- UL 248-14
 - CSA C22.2 no. 248.14
 - Telcordia GR-1089
 - UL 60950 / IEC 60950
 - ITU-T K.20 and K.21
 - TIA-968-A

Approvals

- UL File Number: E41599


Applications

- xDSL and ADSL linecards and modems

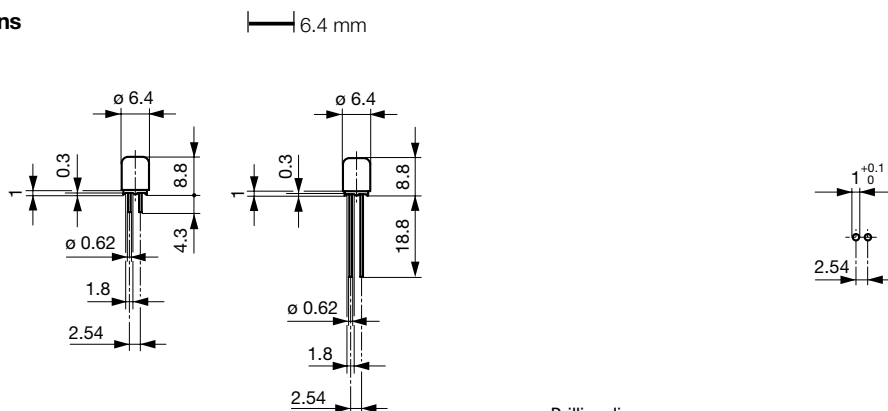
References[General Product Information](#)[Packaging Details](#)Corresponding Fuseholder [FME](#); [FMR](#); [FMS \(125V\)](#)**Weblinks**

[Approvals](#), [RoHS](#), [CHINA-RoHS](#), [e-Store](#), [Distributor-Stock-Check](#),
[Accessories](#), [Product Change Notification \(PCN\)](#)

Technical Data

Rated Voltage	125 VAC, 125 VDC
Rated Current	0.25 - 3.15 A
Breaking Capacity	300 A
Characteristic	Quick-Acting F
Mounting	PCB, THT
Admissible Ambient Air Temp.	-25 °C to 85 °C
Climatic Category	25/085/21 acc. to IEC 60068-1
Material: Housing	Thermoplastic, UL 94V-0
Material: Terminals	Tin-Plated Copper
Unit Weight	0.34 g
Storage Conditions	0 °C to 60 °C, max. 70% r.h.
Product Marking	 Type, Current, Voltage, Characteristic, Approvals

Soldering Methods	Wave, Iron
Solderability	235 °C / 2 sec acc. to IEC 60068-2-20, Test Ta, method 1
Resistance to Soldering Heat	260 °C / 5 sec acc. to IEC 60068-2-20, Test Tb, method 1A
Current Carrying Capacity	acc. to EIA/IS-722, Test 4.3.3
Life Test	MIL-STD-202, Method 108A (1000h @ 0.42*In @ 70°C)
Terminal Strength	MIL-STD-202, Method 211A (Deflection of board 1 mm for 1 minute)
Case Resistance	acc. to EIA/IS-722, Test 4.7 >100 MΩ (between leads and body)
Mechanical Shock	MIL-STD-202, Method 213B (Shock 50gn, half sine wave, 11 ms)
Vibration, High Frequency	MIL-STD-202, Method 204D (Shock 20 gn, 20 min, 10-2 kHz, 12 cyc.)
Resistance to Solvents	MIL-STD-202, Method 215A

Dimensions

Drilling diagram

Pre-Arcing Time

Rated Current In	1.5 x In max.	2.0 x In max.	2.75 x In max.	4.0 x In max.	10.0 x In max.
0.25 A - 3.15 A	10 min	5 s	300 ms	30 ms	4 ms

Variants

S = Short Terminals
 L = Long Terminals
 T = Taped and Reeled

Rated Current [A]	Rated Voltage [VAC]	Rated Voltage [VDC]	Voltage Drop 1.0 In typ. [mV]	Power Dissipation 1.0 In typ. [mW]	Melting I ² t 10.0 In typ. [A ² s]	GR-1089-CORE [A]	UL60950	ITU - Lightning Surge [A]	ITU - Power Induc-	ITU - Power Contact [A]	S	L	T	Order Number
0.25	125	125	620	100	0.0055	< 1.5	●	4.5	●	300.0	●			2030.0013
0.315	125	125	680	200	0.025	< 1.5	●	5.6	●	300.0	●			2030.0014
0.4	125	125	180	100	0.013	1.6	●	5.9	●	300.0	●			2030.0015
0.5	125	125	180	100	0.02	2.4	●	6.4	●	300.0	●			2030.0016
0.63	125	125	180	100	0.045	2.7	●	7.2	●	300.0	●			2030.0017
0.71	125	125	140	100	0.045	2.9	●	7.8	●	300.0	●			2030.0018
0.75	125	125	170	100	0.02	3.0	●	8.5	●	300.0	●			2030.0019
0.8	125	125	150	100	0.04	5.0	●	11	●	300.0	●			2030.0020
1	125	125	150	100	0.07	6.0	●	16	●	300.0	●			2030.0021
1.25	125	125	150	200	0.12	9.3	●	21	●	300.0	●			2030.0022
1.6	125	125	150	200	0.29	> 14.0	●	35	●	300.0	●			2030.0023
2	125	125	130	200	0.43	> 14.0	●	38	●	300.0	●			2030.0024
2.5	125	125	120	300	0.6	> 14.0	●	57	●	300.0	●			2030.0025
3.15	125	125	120	400	1.11	> 14.0	●	65	●	300.0	●			2030.0026
0.25	125	125	620	100	0.0055	< 1.5	●	4.5	●	300.0		●		2030.0243
0.315	125	125	680	200	0.025	< 1.5	●	5.6	●	300.0		●		2030.0244
0.4	125	125	180	100	0.013	1.6	●	5.9	●	300.0		●		2030.0245
0.5	125	125	180	100	0.02	2.4	●	6.4	●	300.0		●		2030.0246
0.63	125	125	180	100	0.045	2.7	●	7.2	●	300.0		●		2030.0247
0.71	125	125	140	100	0.045	2.9	●	7.8	●	300.0		●		2030.0248
0.75	125	125	170	100	0.02	3.0	●	8.5	●	300.0		●		2030.0249
0.8	125	125	150	100	0.04	5.0	●	11	●	300.0		●		2030.0250
1	125	125	150	100	0.07	6.0	●	16	●	300.0		●		2030.0251
1.25	125	125	150	200	0.12	9.3	●	21	●	300.0		●		2030.0252
1.6	125	125	150	200	0.29	> 14.0	●	35	●	300.0		●		2030.0253
2	125	125	130	200	0.43	> 14.0	●	38	●	300.0		●		2030.0254
2.5	125	125	120	300	0.6	> 14.0	●	57	●	300.0		●		2030.0255
3.15	125	125	120	400	1.11	> 14.0	●	65	●	300.0		●		2030.0256
0.25	125	125	620	100	0.0055	< 1.5	●	4.5	●	300.0			●	2030.0543
0.315	125	125	680	200	0.025	< 1.5	●	5.6	●	300.0			●	2030.0544
0.4	125	125	180	100	0.013	1.6	●	5.9	●	300.0			●	2030.0545
0.5	125	125	180	100	0.02	2.4	●	6.4	●	300.0			●	2030.0546
0.63	125	125	180	100	0.045	2.7	●	7.2	●	300.0			●	2030.0547
0.71	125	125	140	100	0.045	2.9	●	7.8	●	300.0			●	2030.0548
0.75	125	125	170	100	0.02	3.0	●	8.5	●	300.0			●	2030.0549
0.8	125	125	150	100	0.04	5.0	●	11	●	300.0			●	2030.0550
1	125	125	150	100	0.07	6.0	●	16	●	300.0			●	2030.0551
1.25	125	125	150	200	0.12	9.3	●	21	●	300.0			●	2030.0552
1.6	125	125	150	200	0.29	> 14.0	●	35	●	300.0			●	2030.0553
2	125	125	130	200	0.43	> 14.0	●	38	●	300.0			●	2030.0554
2.5	125	125	120	300	0.6	> 14.0	●	57	●	300.0			●	2030.0555
3.15	125	125	120	400	1.11	> 14.0	●	65	●	-			●	2030.0556

1) 50 A @ 125 VAC

Packaging Unit S + L = Plastic Bag (100 pcs.)
 T = Taped 36 cm Reel (1000 pcs.)

[Kennlinien]

