


PSB/ RSB

Radial Leaded Polypropylene Film Capacitors with Double Sided Metallized Electrodes



APPLICATION

- Snubber
- IGBT Modules
- Energy Conversion
- Power Semiconductor Circuits

FEATURES

- High Current
- High Voltage
- Multiple Lead Styles
- High Pulse

SPECIFICATIONS

Operating Temperature Range		PSB: -40°C to +85°C (+100°C observing voltage and current de-rating) RSB: -40°C to +85°C								
Capacitance Tolerance		±10% at 1kHz, 25°C ±5% optional								
Surge/AC Voltage (RMB)	WVDC	700	850	1000	1200	1500	2000	2500	3000	
	SVDC	1100	1300 (1200)	1550 (1300)	1750 (1600)	2200	2600 (2400)	3300	4000 (3500)	
	VAC	420	500	575	630	650	700	725	750	
	For T>+85°C the rated voltage must be de-rated by 1.25%/°C									
Dissipation Factor (tan δ) @1kHz, 25°C		C≤1.0μF	C>1.0μF							
		.05%	.06%							
Insulation Resistance @20°C (<70% RH) for 1 minute at 100VDC applied		30000MΩ x μF (Not to exceed 30GΩ)								
Self Inductance		<1 nano-Henry per mm of lead spacing and lead length								
Dielectric Strength		Terminal to Terminal				Terminal to Case				
		160% of VDC applied for 10 Seconds and 25°C 200% of VDC applied for 2 Seconds and 25°C				3KVAC @ 50/60Hz applied for 60 Seconds at 25°C				
Peak Current		1.5xCxdv/dt								
Life Expectancy		≥100000 hours for WVDC, ≥30000 hours for VAC at 70°C								
Failure Quota		300/1x10 ⁹ component hours								
Long Term Stability		<1% after 2 years at standard environmental conditions								
Construction		Double Metallized film with polypropylene film and internal series connections								
Coating		Flame retardant plastic box with epoxy end fill (UL94V-0)								
Lead Terminations		Lead free tinned copper leads (RoHS compliant)								

PSB/RSB

Radial Leaded
Polypropylene Film
Capacitors with Double
Sided Metallized Electrodes

PHYSICAL DIMENSIONS

WVDC (VAC) (μ F)	700 (420)	850 (500)	1000 (575)	1200 (630)	1500 (650)	2000 (700)	2500 (725)	3000 (750)
0.0047								26.5x16x7
0.0068							26.5x16x7	26.5x17x8.5
0.01							26.5x17x8.5	26.5x20x11 32x20x11
0.015						26.5x16x7	26.5x18.5x10	26.5x22x13 32x20x11
0.022				26.5x16x7	26.5x17x8.5	26.5x22x13 32x20x11	32x22x13	32x22x13
0.033			26.5x16x7	26.5x17x8.5	26.5x20x11 32x20x11	32x22x13	32x24.5x15	32x24.5x15
0.047		26.5x16x7	26.5x17x8.5	26.5x18.5x10 32x17x9	26.5x22x13 32x20x11	32x22x13	32x33x18	32x37x22 42.5x28x17
0.068	26.5x16x7	26.5x18.5x10	26.5x20x11 32x17x9	26.5x22x13 32x20x11	32x22x13	32x22x13	32x33x18	32x37x22 42.5x28x17
0.1	26.5x18.5x10	26.5x20x11 32x20x11	26.5x22x13 32x20x11	32x22x13	32x24.5x15	32x33x18 42.5x28x17	32x33x18 42.5x28x17	32x33x18 42.5x30x22
0.15	26.5x20x11 32x20x11	32x22x13	32x22x13	32x24.5x15	32x33x18 42.5x28x17	32x33x18 32x37x22 42.5x30x22	42.5x37x28	42.5x37x28 42.5x45x30
0.22	32x22x13	32x24.5x15	32x28x14	32x33x18 42.5x28x17	32x37x22 42.5x30x22	42.5x30x22	42.5x45x30	42.5x45x30 57.5x45x30
0.33	32x24.4x15	32x33x18	32x33x18 42.5x26x17	32x37x22 42.5x30x22	42.5x37x28	42.5x33.5x22 42.5x37x28	57.5x45x30	57.5x45x30 57.5x50x35
0.39						42.5x45x30	57.5x45x30	
0.47	32x33x18	32x37x22 42.5x28x17	42.5x30x22	42.5x37x28	42.5x37x28	42.5x37x28 57.5x45x30	57.5x50x35	57.5x50x35
0.56						57.5x45x35	57.5x50x35	57.5x50x35
0.68	32x37x22 42.5x28x17	42.5x30x22	42.5x30x22 42.5x37x28	42.5x37x28	57.5x45x30	57.5x45x30 57.5x50x35		
0.82						57.5x50x35	57.5x50x35	57.5x50x35
1	42.5x30x22	42.5x37x28	42.5x45x30	42.5x45x30	57.5x50x35	57.5x50x35		
1.2				42.5x37x28 42.5x45x30	57.5x45x30	57.5x45x30 57.5x50x35		
1.5	42.5x37x28	42.5x45x30	42.5x45x30	42.5x45x30	57.5x50x35	57.5x50x35		
1.8					57.5x50x35			
2	42.5x37x28	42.5x45x30	42.5x45x30 57.5x45x30	57.5x45x30				
2.2	42.5x37x28	42.5x45x30	42.5x45x30 57.5x45x30	57.5x45x30 57.5x50x35				

Convert to inches divide by 25.4

LxHxT (mm)



3757 W. Touhy Ave., Lincolnwood, IL 60712 • (847) 675-1760 • Fax (847) 673-2850 • www.illcap.com

PSB/RSB

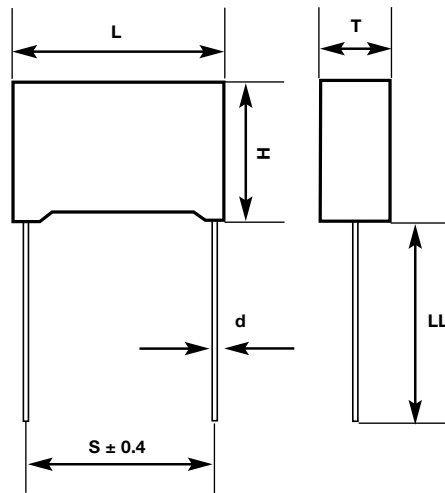
Radial Leaded
Polypropylene Film
Capacitors with Double
Sided Metallized Electrodes

PHYSICAL DIMENSIONS

WVDC (μ F)	700 (420)	850 (500)	1000 (575)	1200 (630)	1500 (650)	2000 (700)	2500 (725)	3000 (750)
2.5		57.5x45x30		57.5x45x30 57.5x50x35				
3	42.5x45x30	57.5x45x30	57.5x45x30 57.5x50x35					
3.3	42.5x45x30	57.5x45x30	57.5x45x30 57.5x50x35	57.5x50x35				
4	57.5x45x30	57.5x50x35	57.5x50x35					
4.7	57.5x50x35	57.5x50x35	57.5x50x35					
5	57.5x50x35							
5.6	57.5x50x35							

Convert to inches divide by 25.4

LxHxT (mm)



WVDC	ALL	≤ 850	$850 < V < 2000$		$V > 2500$		ALL	ALL
L	26.5	32	32		32	32	42.5	57.5
H	ALL	20	22, 24.5	>24.5	33	>33	ALL	ALL
T	ALL	ALL	≤ 15	>15	18	>18	ALL	ALL
S	22.5	27.5	27.5	27.5	27.5	27.5	37.5	52.5
d	0.8	0.8	1.0	1.2	1.0	1.2	1.2	1.2

PSB/RSB

Radial Leaded
Polypropylene Film
Capacitors with Double
Sided Metallized Electrodes

STANDARD PARTS LISTING

Capacitance (µF)	WVDC	IC PART NUMBER	dv/dt (v/µs)	Maximum RMS Current @100kHz, 70°C in Amps	Typical ESR @100 kHz, +25°C in mΩ	Dimensions LxHxT (mm)
0.0047	3000	472PSB302K2G	3400	1.5	87	26.5x16x7
0.0068	2500	682PSB252K2G	2650	1.5	68	26.5x16x7
0.0068	3000	682PSB302K2G	3400	2	64	26.5x17x8.5
0.01	2500	103PSB252K2G	2650	2	51	26.5x17x8.5
0.01	3000	103PSB302K2G	3400	2.5	45.7	26.5x20x11
0.01	3000	103PSB302K2H	2750	2.5	54	32x20x11
0.015	2000	153PSB202K2G	2150	2	37.5	26.5x16x7
0.015	2500	153PSB252K2G	2650	2.5	36	26.5x18.5x10
0.015	3000	153PSB302K2G	3400	3	33	26.5x22x13
0.015	3000	153PSB302K2H	2750	3	38	32x20x11
0.022	1500	223PSB152K2G	1500	2.5	29.5	26.5x16x7
0.022	2000	223PSB202K2G	2150	2.5	27.5	26.5x17x8.5
0.022	2500	223PSB252K2G	2650	3	26.5	26.5x22x13
0.022	2500	223PSB252K2H	2150	3	30.5	32x20x11
0.022	3000	223PSB302K2H	2750	4	26.5	32x22x13
0.033	1200	333PSB122K2G	1300	3	23	26.5x16x7
0.033	1500	333PSB152K2G	1500	3	21.8	26.5x17x8.5
0.033	2000	333PSB202K2G	2150	3.5	20.5	26.5x20x11
0.033	2000	333PSB202K2H	1750	4	23.7	32x20x11
0.033	2500	333PSB252K2H	2150	4	22.5	32x22x13
0.033	3000	333PSB302K2H	2750	5	19	32x24.5x15
0.047	1000	473PSB102K2G	1000	3	18	26.5x16x7
0.047	1200	473PSB122K2G	1300	3.5	16.9	26.5x17x8.5
0.047	1500	473PSB152K2G	1500	3.5	16.5	26.5x18.5x10
0.047	1500	473PSB152K2H	1225	3.5	18.2	32x17x9
0.047	2000	473PSB202K2G	2150	4.5	14.8	26.5x22x13
0.047	2000	473PSB202K2H	1750	4.5	16.8	32x20x11
0.047	2500	473PSB252K2H	2150	5.5	16	32x24.5x15
0.047	3000	473PSB302K2H	2750	7.5	13.8	32x33x18
0.068	850	683PSB850K2G	850	3.5	13.9	26.5x16x7
0.068	1000	683PSB102K2G	1000	3.5	13.5	26.5x17x8.5
0.068	1200	683PSB122K2G	1300	4	12.7	26.5x18.5x10
0.068	1200	683PSB122K2H	1100	4	14.3	32x17x9
0.068	1500	683PSB152K2G	1500	5	12.3	26.5x22x13
0.068	1500	683PSB152K2H	1225	5	13.8	32x20x11
0.068	2000	683PSB202K2H	1750	5.5	12.1	32x22x13
0.068	2500	683PSB252K2H	2150	8	11.3	32x33x18
0.068	3000	683PSB302K2H	2750	9.5	10.5	32x37x22
0.068	3000	683PSB302K2J	1600	8	12.4	42.5x28x17
0.1	700	104PSB700K2G	600	3.5	13	26.5x16x7
0.1	850	104PSB850K2G	850	4.5	10.4	26.5x18.5x10
0.1	1000	104PSB102K2H	1000	5	9.9	26.5x20x11
0.1	1000	104PSB102K2J	850	5	11	32x17x9
0.1	1200	104PSB122K2G	1300	5.5	9.7	26.5x22x13

Capacitance (µF)	WVDC	IC PART NUMBER	dv/dt (v/µs)	Maximum RMS Current @100kHz, 70°C in Amps	Typical ESR @100 kHz, +25°C in mΩ	Dimensions LxHxT (mm)
0.1	1200	104PSB122K2H	1100	5.5	10.6	32x20x11
0.1	1500	104PSB152K2H	1225	6.5	9.5	32x22x13
0.1	2000	104PSB202K2H	1750	8	8.4	32x24.5x15
0.1	2500	104PSB252K2H	2150	10	7.6	32x33x18
0.1	2500	104PSB252K2J	1350	8.5	11.8	42.5x28x17
0.1	3000	104PSB302K2J	1600	10	9.4	42.5x30x22
0.1	3000	104RSB302K2H	3350	8	12	32x33x18
0.15	700	154PSB700K2G	600	5	9.3	26.5x18.5x10
0.15	850	154PSB850K2G	850	6.5	7.5	26.5x20x11
0.15	850	154PSB850K2H	700	6.5	8.6	32x20x11
0.15	1000	154PSB102K2G	1000	6.5	7.3	26.5x22x13
0.15	1000	154PSB102K2H	850	6.5	8.2	32x20x11
0.15	1200	154PSB122K2H	1100	7	7.6	32x22x13
0.15	1500	154PSB152K2H	1225	8	7.1	32x24.5x15
0.15	2000	154PSB202K2H	1750	11	6.5	32x33x18
0.15	2000	154PSB202K2J	1000	9	8	42.5x28x17
0.15	2500	154PSB252K2J	1350	10	7.7	42.5x30x22
0.15	3000	154PSB302K2J	1600	12	6.8	42.5x37x28
0.15	3000	154RSB302K2H	3350	10	9.5	32x37x22
0.22	700	224PSB700K2G	600	6.5	7	26.5x20x11
0.22	700	224PSB700K2H	485	6.5	7.8	32x20x11
0.22	850	224PSB850K2H	700	8	6.4	32x22x13
0.22	1000	224PSB102K2H	1300	8.5	5.7	32x22x13
0.22	1200	224PSB122K2H	1100	9	5.4	32x24.5x15
0.22	1500	224PSB152K2H	1225	12	5.1	32x33x18
0.22	1500	224PSB152K2J	800	12	6.8	42.5x28x17
0.22	2000	224PSB202K2H	1750	12	5.2	32x37x22
0.22	2000	224PSB202K2J	1000	12	5.6	42.5x30x22
0.22	2000	224RSB202K2H	1900	10.5	8.2	32x33x18
0.22	2500	224PSB252K2J	1350	12	5.8	42.5x37x28
0.22	3000	224PSB302K2J	1600	12	5.2	42.5x45x30
0.22	3000	224RSB302K2J	2050	12	8.9	42.5x37x28
0.33	700	334PSB700K2H	485	8.5	5.9	32x22x13
0.33	850	334PSB850K2H	700	9	4.8	32x24.5x15
0.33	1000	334PSB102K2H	1300	12	4.5	32x28x14
0.33	1200	334PSB122K2H	1100	12	4.3	32x33x18
0.33	1200	334PSB122K2J	650	12	5.5	42.5x28x17
0.33	1500	334PSB152K2H	1225	12	4.1	32x37x22
0.33	1500	334PSB152K2J	800	12	5.3	42.5x30x22
0.33	2000	334PSB202K2J	1000	12	4.7	42.5x37x28
0.33	2000	334RSB202K2J	1220	11	8.2	42.5x30x22
0.33	2500	334PSB252K2J	1350	12	4.3	42.5x45x30
0.33	3000	334PSB302K2R	875	12	5.1	57.5x45x30
0.33	3000	334RSB302K2J	2050	14	6.8	42.5x45x30



3757 W. Touhy Ave., Lincolnwood, IL 60712 • (847) 675-1760 • Fax (847) 673-2850 • www.illcap.com

PSB/RSB

Radial Leaded
Polypropylene Film
Capacitors with Double
Sided Metallized Electrodes

STANDARD PARTS LISTING

Capacitance (µF)	WVDC	IC PART NUMBER	dv/dt (V/µs)	Maximum RMS Current @100kHz, 70°C in Amps	Typical ESR @100 kHz, +25°C in mΩ	Dimensions LxHxT (mm)
0.39	2500	394PSB252K2J	1350	12	4.3	42.5x45x30
0.47	700	474PSB700K2H	485	9	4.6	32x24.5x15
0.47	850	474PSB850K2H	700	12	3.9	32x33x18
0.47	1000	474PSB102K2H	850	12	3.7	32x33x18
0.47	1000	474PSB102K2J	570	12	4.6	42.5x28x17
0.47	1200	474PSB122K2H	1100	12	3.4	32x37x22
0.47	1200	474PSB122K2J	650	12	4.8	42.5x30x22
0.47	1500	474PSB152K2J	800	12	4.4	42.5x37x28
0.47	2000	474PSB202K2J	1000	12	4	42.5x37x28
0.47	2000	474RSB202K2J	1220	12.5	6.7	42.5x33.5x22
0.47	2500	474PSB252K2R	750	12	4.6	57.5x45x30
0.47	3000	474PSB302K2R	875	12	4.5	57.5x50x35
0.47	3000	474RSB302K2R	1150	14	6.8	57.5x45x30
0.56	2000	564PSB202K2J	1000	12	3.7	42.5x45x30
0.56	2500	564PSB252K2R	750	12	4.3	57.5x45x30
0.68	700	684PSB700K2H	485	12	3.7	32x33x18
0.68	850	684PSB850K2H	700	12	3.3	32x37x22
0.68	850	684PSB850K2J	400	12	4.1	42.5x28x17
0.68	850	684RSB102K2H	1120	14	5	32x37x22
0.68	1000	684PSB102K2J	570	12	3.9	42.5x30x22
0.68	1200	684PSB122K2J	650	12	3.9	42.5x37x28
0.68	1500	684PSB152K2J	800	12	3.8	42.5x37x28
0.68	2000	684PSB202K2R	580	12	4.3	57.5x45x30
0.68	2000	684RSB202K2J	1220	14	5.7	42.5x37x28
0.68	2500	684PSB252K2R	750	12	4	57.5x50x35
0.68	3000	684RSB302K2R	1150	14	5.9	57.5x50x35
0.82	2000	824PSB202K2R	580	12	3.9	57.5x45x30
0.82	2500	824PSB252K2R	750	12	3.7	57.5x50x35
0.82	3000	824RSB302K2R	1150	14	5.4	57.5x50x35
1	700	105PSB700K2H	485	12	3.2	32x37x22
1	700	105PSB700K2J	325	12	3.9	42.5x28x17
1	850	105PSB850K2J	400	12	3.3	42.5x30x22
1	1000	105PSB102K2J	570	12	3.4	42.5x37x28
1	1000	105RSB102K2J	750	13.5	5	42.5x30x22
1	1200	105PSB122K2J	650	12	3.4	42.5x37x28
1	1500	105PSB152K2J	800	12	3.2	42.5x45x30
1	2000	105PSB202K2R	580	12	3.6	57.5x50x35
1	2000	105RSB202K2J	1220	14	4.7	42.5x45x30
1.2	1200	125PSB122K2J	650	12	3.4	42.5x45x30
1.2	1200	125RSB122K2J	870	14	4.8	42.5x37x28
1.2	1500	125PSB152K2R	500	12	3.5	57.5x45x30

Capacitance (µF)	WVDC	IC PART NUMBER	dv/dt (V/µs)	Maximum RMS Current @100kHz, 70°C in Amps	Typical ESR @100 kHz, +25°C in mΩ	Dimensions LxHxT (mm)
1.2	2000	125PSB202K2R	580	12	3.2	57.5x50x35
1.2	2000	125RSB202K2R	870	14	5.2	57.5x45x30
1.5	700	155PSB700K2J	325	12	3.4	42.5x30x22
1.5	850	155PSB850K2J	400	12	2.8	42.5x37x28
1.5	850	155RSB102K2J	750	14	4.4	42.5x37x28
1.5	1000	155PSB102K2J	570	12	2.9	42.5x45x30
1.5	1200	155PSB122K2J	650	12	2.8	42.5x45x30
1.5	1500	155PSB152K2R	500	12	3.2	57.5x50x35
1.5	2000	155RSB202K2R	725	14	4.7	57.5x50x35
1.8	1500	185PSB152K2R	500	12	3	57.5x50x35
2	700	205PSB700K2J	325	12	3.1	42.5x37x28
2	850	205PSB850K2J	400	12	2.5	42.5x45x30
2	1000	205PSB102K2R	320	12	3.2	57.5x45x30
2	1000	205RSB102K2J	750	14	4	42.5x45x30
2	1200	205PSB122K2R	350	12	3	57.5x45x30
2.2	700	225PSB700K2J	325	12	3	42.5x37x28
2.2	850	225PSB850K2J	400	12	2.5	42.5x45x30
2.2	1000	225PSB102K2R	320	12	3.1	57.5x45x30
2.2	1000	225RSB102K2J	750	14	4	42.5x45x30
2.2	1200	225PSB122K2R	350	12	2.9	57.5x50x35
2.2	1200	225RSB122K2R	500	14	4.8	57.5x45x30
2.5	850	255PSB850K2R	275	12	2.9	57.5x45x30
2.5	1200	255PSB122K2R	350	12	2.7	57.5x50x35
2.5	1200	255RSB122K2R	500	14	4.5	57.5x45x30
3	700	305PSB700K2J	325	12	2.7	42.5x45x30
3	850	305PSB850K2R	275	12	2.7	57.5x45x30
3	1000	305PSB102K2R	320	12	2.7	57.5x50x35
3	1000	305RSB102K2R	450	14	4.4	57.5x45x30
3.3	700	335PSB700K2J	325	12	2.6	42.5x45x30
3.3	850	335PSB850K2R	275	12	2.7	57.5x45x30
3.3	1000	335PSB102K2R	320	12	2.6	57.5x50x35
3.3	1000	335RSB102K2R	450	14	4.2	57.5x45x30
3.3	1200	335RSB122K2R	500	14	3.9	57.5x50x35
4	700	405PSB700K2R	200	12	3	57.5x45x30
4	850	405PSB850K2R	275	12	2.5	57.5x50x35
4	1000	405RSB102K2R	450	14	3.8	57.5x50x35
4.7	700	475PSB700K2R	200	12	2.8	57.5x50x35
4.7	850	475PSB850K2R	450	14	2.4	57.5x50x35
4.7	1000	475RSB102K2R	450	14	3.5	57.5x50x35
5	700	505PSB700K2R	200	12	2.7	57.5x50x35
5.6	700	565PSB700K2R	200	12	2.6	57.5x50x35



3757 W. Touhy Ave., Lincolnwood, IL 60712 • (847) 675-1760 • Fax (847) 673-2850 • www.illcap.com

PSB/RSB

Radial Leaded
Polypropylene Film
Capacitors with Double
Sided Metallized Electrodes

PHYSICAL DIMENSIONS

4 Leaded Capacitors

WVDC (VAC) (μ F)	700 (420)	850 (500)	1000 (575)	1200 (630)	1500 (650)	2000 (700)	2500 (725)	3000 (750)
0.033								32x33x18
0.047								32x33x18
0.068								32x37x22
0.1							32x33x18	42.5x37x28
0.15						32x33x18		42.5x37x28
0.22					32x33x18	32x37x22	42.5x37x28	42.5x45x30
0.33				32x33x18	32x37x22	42.5x37x28	42.5x45x30	42.5x45x30 57.5x45x30
0.39							42.5x45x30	
0.47		32x33x18	32x33x18	32x37x22	42.5x37x28	42.5x37x28	57.5x45x30	57.5x45x30 57.5x50x35
0.56						42.5x45x30	57.5x45x30	
0.68	32x33x18	32x37x22	32x37x22 42.5x37x28	42.5x37x28	42.5x37x28	42.5x37x28 57.5x45x30	57.5x30x35	57.5x50x35
0.82						57.5x45x30		
1	32x37x22	42.5x37x28	42.5x30x22 42.5x37x28	42.5x37x28	42.5x45x30	42.5x45x30 57.5x50x35		
1.2				42.5x37x28 42.5x45x30	57.5x45x30	57.5x45x30 57.5x50x35		
1.5		42.5x37x28	42.5x37x28 42.5x45x30	42.5x45x30	57.5x50x35	57.5x50x35		
1.8					57.5x50x35			
2	42.5x37x28	42.5x45x30	42.5x45x30 57.5x45x30	57.5x45x30				
2.2	42.5x37x28	42.5x45x30	42.5x45x30 57.5x45x30	57.5x45x30 57.5x50x35				
2.5		57.5x45x30		57.5x45x30 57.5x50x35				
3	42.5x45x30	57.5x45x30	57.5x45x30 57.5x50x35					
3.3	42.5x45x30	57.5x45x30	57.5x45x30 57.5x50x35	57.5x50x35				
4	57.5x45x30	57.5x50x35	57.5x50x35					
4.7	57.5x50x35		57.5x50x35					
5	57.5x50x35							
5.6	57.5x50x35							

Convert to inches divide by 25.4

LxHxT (mm)



3757 W. Touhy Ave., Lincolnwood, IL 60712 • (847) 675-1760 • Fax (847) 673-2850 • www.illcap.com

PSB/RSB

Radial Leaded
Polypropylene Film
Capacitors with Double
Sided Metallized Electrodes

STANDARD PARTS LISTING

Capacitance (µF)	WVDC	IC PART NUMBER	dv/dt (v/µs)	Maximum RMS Current @100kHz, 70°C in Amps	Typical ESR @100 kHz, +25°C in mΩ	Dimensions LxHxT (mm)
0.033	3000	333PSB302K4H	2750	7	18.3	32x33x18
0.047	3000	473PSB302K4H	2750	8.5	13.1	32x33x18
0.068	3000	683PSB302K4H	2750	11	9.8	32x37x22
0.1	2500	104PSB252K4H	2150	11.5	7	32x33x18
0.1	3000	104PSB302K4J	1600	12.5	8.7	42.5x37x28
0.15	2000	154PSB202K4H	1750	12	5.9	32x33x18
0.15	3000	154PSB302K4J	1600	14.5	6.1	42.5x37x28
0.22	1500	224PSB152K4H	1225	14	4.5	32x33x18
0.22	2000	224PSB202K4H	1750	15	4.6	32x37x22
0.22	2500	224PSB252K4J	1350	15.5	5.2	42.5x37x28
0.22	3000	224PSB302K4J	1600	18.5	4.5	42.5x45x30
0.33	1200	334PSB122K4H	1100	15.5	3.7	32x33x18
0.33	1500	334PSB152K4H	1225	17.5	3.5	32x37x22
0.33	2000	334PSB202K4J	1000	17.5	4.1	42.5x37x28
0.33	2500	334PSB252K4J	1350	20	3.9	42.5x45x30
0.33	3000	334PSB302K4R	875	20.5	4.4	57.5x45x30
0.33	3000	334RSB302K4J	2050	16.5	6.1	42.5x45x30
0.39	2500	394PSB252K4J	1350	20.5	3.6	42.5x45x30
0.47	850	474PSB850K4H	700	15.5	3.2	32x33x18
0.47	1000	474PSB102K4H	850	16	3.1	32x33x18
0.47	1200	474PSB122K4H	1100	19	2.8	32x37x22
0.47	1500	474PSB152K4J	800	18	3.8	42.5x37x28
0.47	2000	474PSB202K4J	1000	19	3.4	42.5x37x28
0.47	2500	474PSB252K4R	750	22	3.9	57.5x45x30
0.47	3000	474PSB302K4R	875	22	3.8	57.5x50x35
0.47	3000	474RSB302K4R	1150	18	6.1	57.5x45x30
0.56	2000	564PSB202K4J	1000	22	3.1	42.5x45x30
0.56	2500	564PSB252K4R	750	22	3.6	57.5x45x30
0.68	700	684PSB700K4H	485	16	3.1	32x33x18
0.68	850	684PSB850K4H	700	19	2.8	32x37x22
0.68	1000	684PSB102K4J	570	19	2.6	42.5x37x28
0.68	1000	684RSB102K4H	1120	16	4.3	32x37x22
0.68	1200	684PSB122K4J	650	19.5	3.3	42.5x37x28
0.68	1500	684PSB152K4J	800	20	3.2	42.5x37x28
0.68	2000	684PSB202K4R	580	22	3.6	57.5x45x30
0.68	2000	684RSB202K4J	1220	16.5	5	42.5x37x28
0.68	2500	684PSB252K4R	750	22	3.3	57.5x50x35
0.68	3000	684RSB302K4R	1150	21	5.2	57.5x50x35
0.82	2000	824PSB202K4R	580	22	3.2	57.5x45x30
0.82	2500	824PSB252K4R	750	22	2.9	57.5x50x35
0.82	3000	824RSB302K4R	1150	22	4.7	57.5x50x35
1	700	105PSB700K4H	485	19	2.6	32x37x22
1	850	105PSB850K4J	400	21	2.7	42.5x37x28
1	1000	105PSB102K4J	570	22	2.7	42.5x37x28
1	1000	105RSB102K4J	750	15	4.3	42.5x30x22
1	1200	105PSB122K4J	650	21	2.8	42.5x37x28

Capacitance (µF)	WVDC	IC PART NUMBER	dv/dt (v/µs)	Maximum RMS Current @100kHz, 70°C in Amps	Typical ESR @100 kHz, +25°C in mΩ	Dimensions LxHxT (mm)
1	1500	105PSB152K4J	800	22	2.6	42.5x45x30
1	2000	105PSB202K4R	580	22	2.9	57.5x50x35
1	2000	105RSB202K4J	1220	20	4	42.5x45x30
1.2	1200	125PSB122K4J	650	22	2.5	42.5x45x30
1.2	1200	125RSB122K4J	870	18	4.1	42.5x37x28
1.2	1500	125PSB152K4R	500	22	2.9	57.5x45x30
1.2	2000	125PSB202K4R	580	22	2.5	57.5x50x35
1.2	2000	125RSB202K4R	870	20.5	4.5	57.5x45x30
1.5	850	155PSB850K4J	750	23	2.1	42.5x37x28
1.5	1000	155PSB102K4J	570	22	2.2	42.5x45x30
1.5	1000	155RSB102K4J	750	18.5	3.7	42.5x37x28
1.5	1200	155PSB122K4J	650	22	2.1	42.5x45x30
1.5	1500	155PSB152K4R	500	22	2.6	57.5x50x35
1.5	2000	155RSB202K4R	725	23.5	4	57.5x50x35
1.8	1500	185PSB152K4R	500	22	2.4	57.5x50x35
2	700	205PSB700K4J	325	22	2.5	42.5x37x28
2	850	205PSB850K4J	400	22	1.9	42.5x45x30
2	1000	205PSB102K4R	320	22	2.6	57.5x45x30
2	1000	205RSB102K4J	750	21	3.3	42.5x45x30
2	1200	205PSB122K4R	350	22	2.4	57.5x45x30
2.2	700	225PSB700K4J	325	22	2.4	42.5x37x28
2.2	850	225PSB850K4J	400	22	1.9	42.5x45x30
2.2	1000	225PSB102K4R	320	22	2.5	57.5x45x30
2.2	1000	225RSB102K4J	750	21.5	3.3	42.5x45x30
2.2	1200	225PSB122K4R	350	22	2.3	57.5x50x35
2.2	1200	225RSB122K4R	500	21.5	4.1	57.5x45x30
2.5	850	255PSB850K4R	275	22	2.3	57.5x45x30
2.5	1200	255PSB122K4R	350	22	2.1	57.5x50x35
2.5	1200	255RSB122K4R	500	22.5	3.8	57.5x45x30
3	700	305PSB700K4J	325	22	2.1	42.5x45x30
3	850	305PSB850K4R	275	22	2.1	57.5x45x30
3	1000	305PSB102K4R	320	22	2.1	57.5x50x35
3	1000	305RSB102K4R	450	23	3.7	57.5x45x30
3.3	700	335PSB700K4J	325	22	2	42.5x45x30
3.3	850	335PSB850K4R	275	22	2.1	57.5x45x30
3.3	1000	335PSB102K4R	320	22	2	57.5x50x35
3.3	1000	355RSB102K4R	450	23.5	3.5	57.5x45x30
3.3	1200	335RSB122K4R	500	26	3.2	57.5x50x35
4	700	405PSB700K4R	200	22	2.4	57.5x45x30
4	850	405PSB850K4R	275	22	1.9	57.5x50x35
4	1000	405RSB102K4R	450	26	3.1	57.5x50x35
4.7	700	475PSB700K4R	200	22	2.2	57.5x50x35
4.7	1000	475RSB102K4R	450	26	2.8	57.5x50x35
5	700	505PSB700K4R	200	22	2.2	57.5x50x35
5.6	700	565PSB700K4R	200	22	2	57.5x50x35

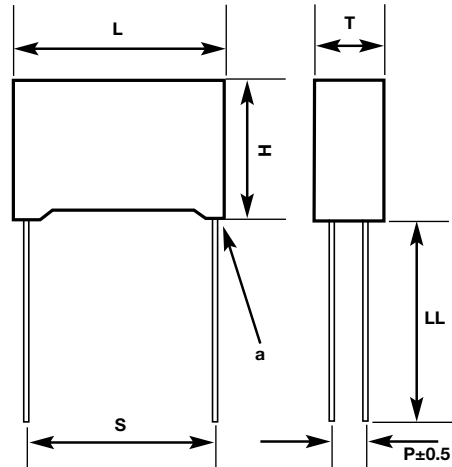


3757 W. Touhy Ave., Lincolnwood, IL 60712 • (847) 675-1760 • Fax (847) 673-2850 • www.illcap.com

PSB/RSB

Radial Leaded
Polypropylene Film
Capacitors with Double
Sided Metallized Electrodes

PHYSICAL DIMENSIONS



L	32	32	32	42.5	42.5	57.5
S	27.5	27.5	27.5	37.5	37.5	52.5
H	≤ 22	$22 < H < 28$	≥ 28	≥ 37	> 37	ALL
P	10.2	10.2	10.2	10.2	20.3	20.3
d	0.8	1.0	1.2	1.2	1.2	1.2

PSB/RSB

Radial Leaded
Polypropylene Film
Capacitors with Double
Sided Metallized Electrodes

STANDARD PARTS LISTING

Capacitance (μF)	WVDC	IC PART NUMBER	dv/dt (v/μs)	Maximum RMS Current @100kHz, 70°C in Amps	Typical ESR @100 kHz, +25°C in mΩ	Dimensions LxHxT (mm)
0.68	2500	684PSB252K6R	750	23	3.3	57.5x50x35
0.82	2000	824PSB202K6R	580	24	3.1	57.5x45x30
0.82	2500	824PSB252K6R	750	26	2.9	57.5x50x35
1	2000	105PSB202K6R	580	27	2.9	57.5x50x35
1.2	1500	125PSB152K6R	500	25	2.9	57.5x45x30
1.2	2000	125PSB202K6R	580	29	2.5	57.5x50x35
1.5	1500	155PSB152K6R	500	28	2.6	57.5x50x35
1.8	1500	185PSB152K6R	500	29.5	2.4	57.5x50x35
2	1000	205PSB102K6R	320	26	2.6	57.5x45x30
2	1200	205PSB122K6R	350	27	2.4	57.5x45x30
2.2	850	225PSB850K6J	400	27	1.9	42.5x45x30
2.2	1000	225PSB102K6R	320	26.5	2.5	57.5x45x30

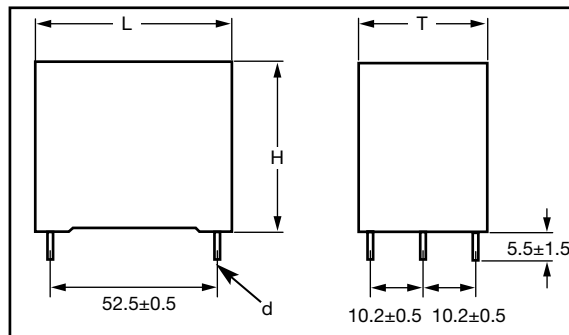
Capacitance (μF)	WVDC	IC PART NUMBER	dv/dt (v/μs)	Maximum RMS Current @100kHz, 70°C in Amps	Typical ESR @100 kHz, +25°C in mΩ	Dimensions LxHxT (mm)
2.2	1200	225PSB122K6R	350	30	2.3	57.5x50x35
2.5	850	255PSB850K6R	275	27.5	2.3	57.5x45x30
2.5	1200	255PSB122K6R	350	31	2.1	57.5x50x35
3	850	305PSB850K6R	275	28.5	2.1	57.5x45x30
3	1000	305PSB102K6R	320	31	2.1	57.5x50x35
3.3	850	335PSB850K6R	275	29.5	2.1	57.5x45x30
3.3	1000	335PSB102K6R	320	32	2	57.5x50x35
4	700	405PSB700K6R	200	27	2.4	57.5x45x30
4	850	405PSB850K6R	275	32	1.9	57.5x50x35
4.7	700	475PSB700K6R	200	31	2.2	57.5x50x35
5	700	505PSB700K6R	200	31	2.2	57.5x50x35
5.6	700	565PSB700K6R	200	31	2	57.5x50x35

6 Leaded Capacitors

WVDC (VAC) (μF)	700 (420)	850 (500)	1000 (575)	1200 (630)	1500 (650)	2000 (700)	2500 (725)
0.68							57.5x50x35
0.82						57.5x45x30	57.5x50x35
1						57.5x50x35	
1.2					57.5x45x30	57.5x50x35	
1.5					57.5x50x35		
1.8					57.5x50x35		
2			57.5x45x30	57.5x45x30			
2.2			57.5x45x30	57.5x50x35			
2.5		57.5x45x30		57.5x50x35			
3		57.5x45x30	57.5x50x35				
3.3		57.5x45x30	57.5x50x35				
4	57.5x45x30	57.5x50x35					
4.7	57.5x50x35						
5	57.5x50x35						
5.6	57.5x50x35						

Convert to inches divide by 25.4

LxHxT (mm)



ILLINOIS CAPACITOR, INC. 3757 W. Touhy Ave., Lincolnwood, IL 60712 • (847) 675-1760 • Fax (847) 673-2850 • www.illcap.com