

PLEASE CHECK WWW.MOLEX.COM FOR LATEST PART INFORMATION

Part Number: [1300060196](#)
Status: **Active**
Overview: [minichange_products](#)
Description: Mini-Change® A-Size Single-Ended Cordset, Straight Male to Pigtail, 2 Poles, 3.66m (12.0') Length, Cable Type STOOW

Documents:

[Drawing \(PDF\)](#) [RoHS Certificate of Compliance \(PDF\)](#)

Agency Certification

CSA LR6837
 UL E152210

General

Product Family Industrial Cordsets
 Series [130006](#)
 Comments A-Size (7/8" - 16 UN-2B)
 Connector End A Mini-Change®
 Connector End B Pigtail
 IP Rating IP67
 NEMA Rating NEMA 6
 Overview [minichange_products](#)
 Product Name Mini-Change®
 Type Single Ended

Physical

Cable Diameter 9.40mm (.370")
 Cable Length 3.66m (12.0')
 Color - Cable Jacket Yellow
 Coupling Style Threaded
 Gender Male-Pigtail
 Keyway Single
 LED Indicator No
 Material - Cable Jacket PVC
 Material - Connector Body PVC
 Material - Contact Brass
 Material - Coupling Nut Black Epoxy Coated Zinc
 Material - Plating Mating Gold
 Orientation 90° to Straight
 Poles 2
 Temperature Range - Operating -20°C to +105°C
 Wire Size AWG 16
 Wire/Cable Type STOOW

Electrical


Current - Maximum per Contact 13A
 Voltage - Maximum 600V

Material Info

Old Part Number 102003A01F120

Reference - Drawing Numbers

Sales Drawing SD-130006-035



EU RoHS
ELV and RoHS
Compliant
REACH SVHC
Not Reviewed
Halogen-Free
Status
Not Reviewed

China RoHS



Need more information on product environmental compliance?

Email productcompliance@molex.com
 For a multiple part number RoHS Certificate of Compliance, [click here](#)

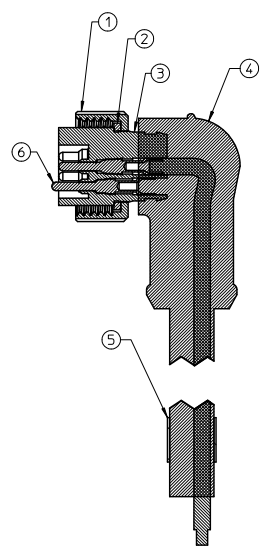
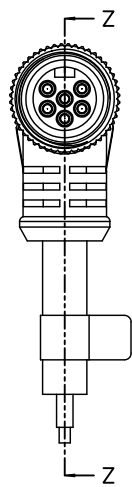
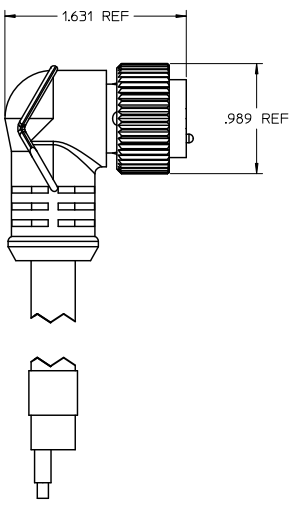
Please visit the [Contact Us](#) section for any non-product compliance questions.

Search Parts in this Series
[130006Series](#)

PLEASE CHECK WWW.MOLEX.COM FOR LATEST PART INFORMATION

FRONT VIEW - MALE ASSEMBLY

1. WHITE 2. BLACK	1. GREEN/YELLOW 2. BLACK 3. WHITE	1. BLACK 2. WHITE 3. RED 4. GREEN/YELLOW	1. WHITE 2. RED 3. GREEN/YELLOW 4. ORANGE 5. BLACK	1. WHITE 2. RED 3. GREEN/YELLOW 4. ORANGE 5. BLACK 6. BLUE



Section Z-Z

ENTER DESCRIPTION EC NO. NVA2010-0429 DRAWN BY: NKUMAR01 2010/01/12 CHKD: BWOODMAN 2010/01/14 APPR: JFMURPHY 2010/01/14	QUALITY SYMBOLS ▽=0 ▽=0	GENERAL TOLERANCES (UNLESS SPECIFIED)		DIMENSION STYLE IN/MM	SCALE 15:1	DESIGN UNITS INCH	THIRD ANGLE PROJECTION	
		4 PLACES ±--- ±--- 3 PLACES ±--- ±--- 2 PLACES ±--- ±--- 1 PLACE ±--- ±---	mm INCH	DRAWN BY: NKUMAR01 DATE: 01/11/2010	TITLE MC 6P MP 90D 16/4 STOOW			
		ANGULAR ±1/2°		CHECKED BY: BWOODMAN DATE: 01/11/2010	MOLEX INCORPORATED			
		DRAFT WHERE APPLICABLE MUST REMAIN WITHIN DIMENSIONS		APPROVED BY: JFMURPHY DATE: 2010/01/14	MATERIAL NO. 9999999999	DOCUMENT NO. SD-130006-035	SHEET NO. 1 OF 2	

13 12 11 10 9 8 7 6 5 4 3 2 1

MINI A SIZE 90° MALE ASSEMBLY						
		2 POLE	3 POLE	4 POLE	5 POLE	6 POLE
Sl. No.	DESCRIPTION	MATERIAL	FINISH	QUANTITY		
1	COUPLING NUT	ZINC DIECAST	BLACK E-COATED	1	1	1
2	FRICTION RING	NYLON	NATURAL	1	1	1
3	2P MALE INSERT PVC A SIZE	PVC	YELLOW	1		
	3P MALE INSERT PVC A SIZE	PVC	YELLOW		1	
	4P MALE INSERT PVC A SIZE	PVC	YELLOW			1
	5P MALE INSERT PVC A SIZE	PVC	YELLOW			1
6P MALE INSERT PVC A SIZE	PVC	YELLOW			1	
4	#16 AWG YELLOW STOOV/ST CORD	PVC JACKET	YELLOW	2	3	4
5	LABEL.WRAP AROUND LABEL-2 x 3	PLASTIC FILM	BLACK/YELLOW	1	1	1
6	PIN CONTACT	COPPER ALLOY	GOLD PLATED	1	1	1

POLE COUNT	MAX. VOLTAGE RATING	MAX. CURRENT RATING	CABLE DIAMETER
2 POLE	600 VOLTS	13 AMPS	.37" / 9.4mm
3 POLE	600 VOLTS	13 AMPS	.41" / 10.4mm
4 POLE	600 VOLTS	10 AMPS	.42" / 10.7mm
5 POLE	600 VOLTS	8 AMPS	.50" / 12.7mm
6 POLE	600 VOLTS	8 AMPS	.54" / 13.7mm

PART NUMBER	DESCRIPTION	FINISHED LENGTH
1300060192	102003A01F030	3' +1.75' -0 [1.9M + 44.5 -0]
1300060194	102003A01F060	6' +2.19' -0 [1.8M + 55.6 -0]
1300060196	102003A01F120	12' +3.50' -0 [3.7M +88.9 -0]
1300060200	102003A01F200	20' +6.50' -0 [6.1M +165.1 -0]
1300060643	103003A01F030	3' +1.75' -0 [1.9M + 44.5 -0]
1300060647	103003A01F060	6' +2.19' -0 [1.8M + 55.6 -0]
1300060651	103003A01F120	12' +3.50' -0 [3.7M +88.9 -0]
1300060657	103003A01F200	20' +6.50' -0 [6.1M +165.1 -0]
1300061084	104003A01F030	3' +1.75' -0 [1.9M + 44.5 -0]
1300061087	104003A01F060	6' +2.19' -0 [1.8M + 55.6 -0]
1300061090	104003A01F120	12' +3.50' -0 [3.7M +88.9 -0]
1300061095	104003A01F200	20' +6.50' -0 [6.1M +165.1 -0]
1300061516	105003A01F030	3' +1.75' -0 [1.9M + 44.5 -0]
1300061518	105003A01F060	6' +2.19' -0 [1.8M + 55.6 -0]
1300061521	105003A01F120	12' +3.50' -0 [3.7M +88.9 -0]
1300061524	105003A01F200	20' +6.50' -0 [6.1M +165.1 -0]
1300061700	106003A01F030	3' +1.75' -0 [1.9M + 44.5 -0]
1300061703	106003A01F060	6' +2.19' -0 [1.8M + 55.6 -0]
1300061706	106003A01F120	12' +3.50' -0 [3.7M +88.9 -0]
1300061713	106003A01F200	20' +6.50' -0 [6.1M +165.1 -0]

ENTER DESCRIPTION EC NO: WNA2010-0429 DRAWN BY: BWOODMAN CHKD: JFURPHY APPR: JFURPHY DATE: 2010/01/14 DATE: 2010/01/14	QUALITY SYMBOLS 	GENERAL TOLERANCES (UNLESS SPECIFIED)		DIMENSION STYLE IN/MM	SCALE 3:1	DESIGN UNITS INCH	THIRD ANGLE PROJECTION
		4 PLACES ±--- ±--- 3 PLACES ±--- ±--- 2 PLACES ±--- ±--- 1 PLACE ±--- ±---	mm INCH	DRAWN BY: NKUMAR01 DATE: 01/11/2010	TITLE: MC 6P MP 90D 16/4 STOOV		
		ANGULAR ±1/2°	CHECKED BY: BWOODMAN DATE: 01/11/2010	APPROVED BY: JFMURPHY DATE: 2010/01/14	MOLEX INCORPORATED		
		DRAFT WHERE APPLICABLE MUST REMAIN WITHIN DIMENSIONS	MATERIAL NO: 9999999999 DOCUMENT NO: SD-130006-035	SHEET NO: 2 OF 2			

1b_frame_C.P. AM.T
Rev. E 2006/04/15

12 11 10 9 8 7 6 5 4 3 2 1