

**PLEASE CHECK WWW.MOLEX.COM FOR LATEST PART INFORMATION**

**Part Number:** [1300060192](#)  
**Status:** **Active**  
**Overview:** [minichange\\_products](#)  
**Description:** Mini-Change® A-Size Single-Ended Cordset, Straight Male to Pigtail, 2 Poles, 0.91m (3.0' ) Length, Cable Type STOOW

**Documents:**

[Drawing \(PDF\)](#) [RoHS Certificate of Compliance \(PDF\)](#)

**Agency Certification**

CSA LR6837  
 UL E152210

**General**

Product Family Industrial Cordsets  
 Series [130006](#)  
 Comments A-Size (7/8" - 16 UN-2B)  
 Connector End A Mini-Change®  
 Connector End B Pigtail  
 IP Rating IP67  
 NEMA Rating NEMA 6  
 Overview [minichange\\_products](#)  
 Product Name Mini-Change®  
 Type Single Ended

**Physical**

Cable Diameter 9.40mm (.370")  
 Cable Length 0.91m (3.0' )  
 Color - Cable Jacket Yellow  
 Coupling Style Threaded  
 Gender Male-Pigtail  
 Keyway Single  
 LED Indicator No  
 Material - Cable Jacket PVC  
 Material - Connector Body PVC  
 Material - Contact Brass  
 Material - Coupling Nut Black Epoxy Coated Zinc  
 Material - Plating Mating Gold  
 Orientation 90° to Straight  
 Poles 2  
 Temperature Range - Operating -20°C to +105°C  
 Wire Size AWG 16  
 Wire/Cable Type STOOW

**Electrical**


Current - Maximum per Contact 13A  
 Voltage - Maximum 600V

**Material Info**

Old Part Number 102003A01F030

**Reference - Drawing Numbers**

Sales Drawing SD-130006-035



**EU RoHS**  
**ELV and RoHS**  
**Compliant**  
**REACH SVHC**  
**Not Reviewed**  
**Halogen-Free**  
**Status**  
**Not Reviewed**

**China RoHS**



**Need more information on product environmental compliance?**

Email [productcompliance@molex.com](mailto:productcompliance@molex.com)  
 For a multiple part number RoHS Certificate of Compliance, [click here](#)

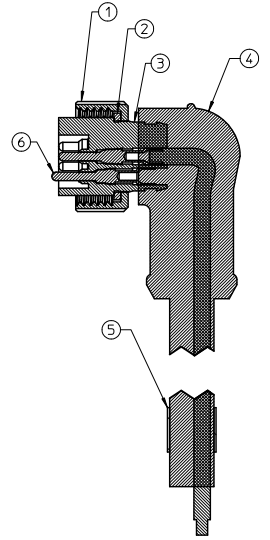
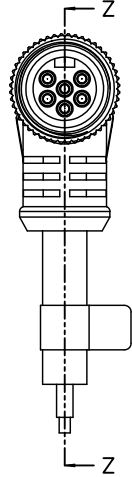
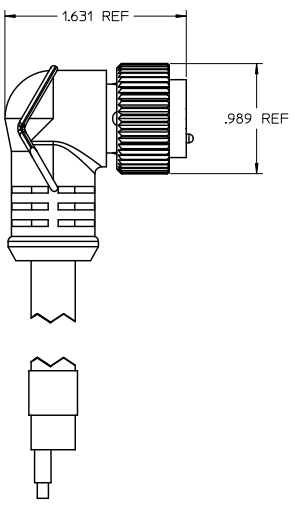
Please visit the [Contact Us](#) section for any non-product compliance questions.

**Search Parts in this Series**  
[130006Series](#)

**PLEASE CHECK WWW.MOLEX.COM FOR LATEST PART INFORMATION**

FRONT VIEW - MALE ASSEMBLY

1. WHITE 2. BLACK	1. GREEN/YELLOW 2. BLACK 3. WHITE	1. BLACK 2. WHITE 3. RED 4. GREEN/YELLOW	1. WHITE 2. RED 3. GREEN/YELLOW 4. ORANGE 5. BLACK	1. WHITE 2. RED 3. GREEN/YELLOW 4. ORANGE 5. BLACK 6. BLUE



Section Z-Z

ENTER DESCRIPTION EC NO. NVA2010-0429 DRAWN BY: NKUMAR01 2010/01/12 CHKD: BWOODMAN 2010/01/14 APPR: JFMURPHY 2010/01/14	QUALITY SYMBOLS ▽=0 ▽=0	GENERAL TOLERANCES (UNLESS SPECIFIED) mm INCH		DIMENSION STYLE IN/MM		SCALE 15:1	DESIGN UNITS INCH	THIRD ANGLE PROJECTION	
		4 PLACES ±--- ±--- 3 PLACES ±--- ±--- 2 PLACES ±--- ±--- 1 PLACE ±--- ±---	ANGULAR ±1/2°	DRAWN BY: NKUMAR01 CHECKED BY: BWOODMAN APPROVED BY: JFMURPHY	DATE: 01/11/2010 DATE: 01/11/2010 DATE: 2010/01/14	TITLE MC 6P MP 90D 16/4 STOOW		MOLEX INCORPORATED	
DRAFT WHERE APPLICABLE MUST REMAIN WITHIN DIMENSIONS	MATERIAL NO. 9999999999	DOCUMENT NO. SD-130006-035		THIS DRAWING CONTAINS INFORMATION THAT IS PROPRIETARY TO MOLEX INCORPORATED AND SHOULD NOT BE USED WITHOUT WRITTEN PERMISSION					

13 12 11 10 9 8 7 6 5 4 3 2 1

MINI A SIZE 90° MALE ASSEMBLY						
		2 POLE	3 POLE	4 POLE	5 POLE	6 POLE
Sl. No.	DESCRIPTION	MATERIAL	FINISH	QUANTITY		
1	COUPLING NUT	ZINC DIECAST	BLACK E-COATED	1	1	1
2	FRICTION RING	NYLON	NATURAL	1	1	1
3	2P MALE INSERT PVC A SIZE	PVC	YELLOW	1		
	3P MALE INSERT PVC A SIZE	PVC	YELLOW		1	
	4P MALE INSERT PVC A SIZE	PVC	YELLOW			1
	5P MALE INSERT PVC A SIZE	PVC	YELLOW			1
6	#16 AWG YELLOW STOOV/ST CORD	PVC JACKET	YELLOW	2	3	4
5	LABEL.WRAP AROUND LABEL-2 x 3	PLASTIC FILM	BLACK/YELLOW	1	1	1
6	PIN CONTACT	COPPER ALLOY	GOLD PLATED	1	1	1

POLE COUNT	MAX. VOLTAGE RATING	MAX. CURRENT RATING	CABLE DIAMETER
2 POLE	600 VOLTS	13 AMPS	.37" / 9.4mm
3 POLE	600 VOLTS	13 AMPS	.41" / 10.4mm
4 POLE	600 VOLTS	10 AMPS	.42" / 10.7mm
5 POLE	600 VOLTS	8 AMPS	.50" / 12.7mm
6 POLE	600 VOLTS	8 AMPS	.54" / 13.7mm

PART NUMBER	DESCRIPTION	FINISHED LENGTH
1300060192	102003A01F030	3' +1.75' -0 [1.9M + 44.5 -0]
1300060194	102003A01F060	6' +2.19' -0 [1.8M + 55.6 -0]
1300060196	102003A01F120	12' +3.50' -0 [3.7M +88.9 -0]
1300060200	102003A01F200	20' +6.50' -0 [6.1M +165.1 -0]
1300060643	103003A01F030	3' +1.75' -0 [1.9M + 44.5 -0]
1300060647	103003A01F060	6' +2.19' -0 [1.8M + 55.6 -0]
1300060651	103003A01F120	12' +3.50' -0 [3.7M +88.9 -0]
1300060657	103003A01F200	20' +6.50' -0 [6.1M +165.1 -0]
1300061084	104003A01F030	3' +1.75' -0 [1.9M + 44.5 -0]
1300061087	104003A01F060	6' +2.19' -0 [1.8M + 55.6 -0]
1300061090	104003A01F120	12' +3.50' -0 [3.7M +88.9 -0]
1300061095	104003A01F200	20' +6.50' -0 [6.1M +165.1 -0]
1300061516	105003A01F030	3' +1.75' -0 [1.9M + 44.5 -0]
1300061518	105003A01F060	6' +2.19' -0 [1.8M + 55.6 -0]
1300061521	105003A01F120	12' +3.50' -0 [3.7M +88.9 -0]
1300061524	105003A01F200	20' +6.50' -0 [6.1M +165.1 -0]
1300061700	106003A01F030	3' +1.75' -0 [1.9M + 44.5 -0]
1300061703	106003A01F060	6' +2.19' -0 [1.8M + 55.6 -0]
1300061706	106003A01F120	12' +3.50' -0 [3.7M +88.9 -0]
1300061713	106003A01F200	20' +6.50' -0 [6.1M +165.1 -0]

<b>ENTER DESCRIPTION</b> EC NO: WNA2010-0429 DRAWN BY: BWOODMAN CHKD: JFURPHY APPR: JFURPHY DATE: 2010/01/14 DATE: 2010/01/14	<b>QUALITY SYMBOLS</b> 	<b>GENERAL TOLERANCES (UNLESS SPECIFIED)</b>		<b>DIMENSION STYLE</b> IN/MM	<b>SCALE</b> 3:1	<b>DESIGN UNITS</b> INCH	<b>THIRD ANGLE PROJECTION</b>
		4 PLACES ±--- ±--- 3 PLACES ±--- ±--- 2 PLACES ±--- ±--- 1 PLACE ±--- ±---	mm INCH	DRAWN BY: NKUMAR01 DATE: 01/11/2010	<b>TITLE</b> MC 6P MP 90D 16/4 STOOV		
		ANGULAR ±1/2°	DRAFT WHERE APPLICABLE MUST REMAIN WITHIN DIMENSIONS	CHECKED BY: BWOODMAN DATE: 01/11/2010	<b>MATERIAL NO.</b> 9999999999		
		APPROVED BY: JFMURPHY DATE: 2010/01/14		<b>DOCUMENT NO.</b> SD-130006-035		<b>SHEET NO.</b> 2 OF 2	

1b\_frame\_C.P. AM.T  
Rev. E 2006/04/15

12 11 10 9 8 7 6 5 4 3 2 1