

Customer Information Sheet

DRAWING No.: M50-320XX45

SHEET 2 OF 2

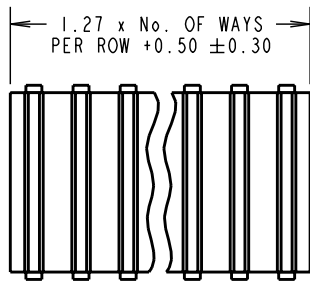
IF IN DOUBT - ASK

©

NOT TO SCALE

THIRD ANGLE PROJECTION

ALL DIMENSIONS IN mm



SPECIFICATIONS:
MATERIAL:
 Moulding = NYLON 6T UL94V-0, BLACK
 CONTACT = BRASS
FINISH:
 CONTACT = GOLD
ELECTRICAL:
 CURRENT RATING = 1A
 VOLTAGE PROOF = 500V AC/DC
 CONTACT RESISTANCE = 20 MILLIOHMS MAX
 INSULATION RESISTANCE = 5,000 MEGOHMS MIN
ENVIRONMENTAL:
 OPERATING TEMPERATURE = -55°C TO +105°C
PACKING:
 TUBE
 FOR COMPLETE SPECIFICATION, SEE COMPONENT SPECIFICATION C029XX (LATEST ISSUE)

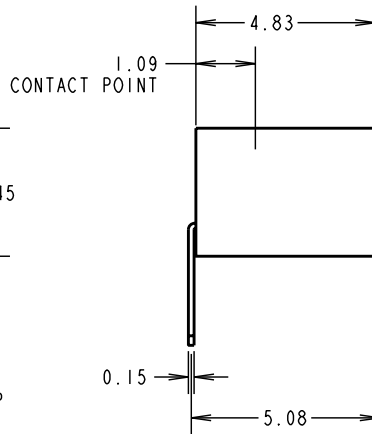
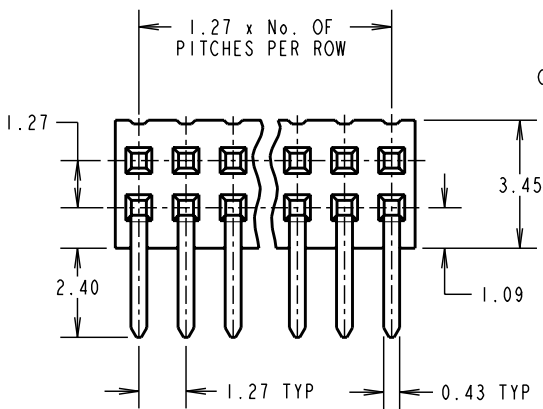
ORDER CODE:

M50-320XX45

No. OF WAYS PER ROW ———
 03 TO 40

FINISH: GOLD ———

NOTES:
 1. RECOMMENDED PCB HOLE SIZE = $\varnothing 0.70 \pm 0.05\text{mm}$.



RA	8	03.08.09	10420
NAME	ISS.	DATE	C/NOTE
APPROVED:		R. ADDE	
CHECKED:		R. BROCKBANK	
DRAWN:		J. ENRIGHT	
CUSTOMER REF.:			
ASSEMBLY DRG:			

HARWIN

HARWIN USA
 TEL: 603 893 5376
 FAX: 603 893 5396
 mis@harwin.com

HARWIN Europe (UK)
 TEL: 023 9231 4545
 FAX: 023 9231 4590
 mis@harwin.co.uk

HARWIN Asia
 TEL: +65 6 779 4909
 FAX: +65 6 779 3868
 mis@harwin.com.sg

THIS DRAWING AND ANY INFORMATION OR DESCRIPTIVE MATTER SET OUT HEREON ARE CONFIDENTIAL AND COPYRIGHT PROPERTY OF THE HARWIN GROUP AND MUST NOT BE DISCLOSED, LOANED, COPIED OR USED FOR MANUFACTURING, TENDERING OR FOR ANY OTHER PURPOSE WITHOUT THEIR WRITTEN PERMISSION.

TOLERANCES
 X. = $\pm 1\text{mm}$
 X.X = $\pm 0.25\text{mm}$
 X.XX = $\pm 0.10\text{mm}$
 X.XXX = $\pm 0.01\text{mm}$
 ANGLES = $\pm 5^\circ$
 UNLESS STATED

MATERIAL:
 SEE ABOVE

FINISH: SEE ABOVE

S/AREA: mm²

TITLE:
 1.27mm PITCH DIL SIDE ENTRY SOCKET ASSY

DRAWING NUMBER:
M50-320XX45

SHT 2 OF 2