



Micro Commercial Components
 21201 Itasca Street Chatsworth
 CA 91311
 Phone: (818) 701-4933
 Fax: (818) 701-4939

MBR4020W THRU MBR40100W

Features

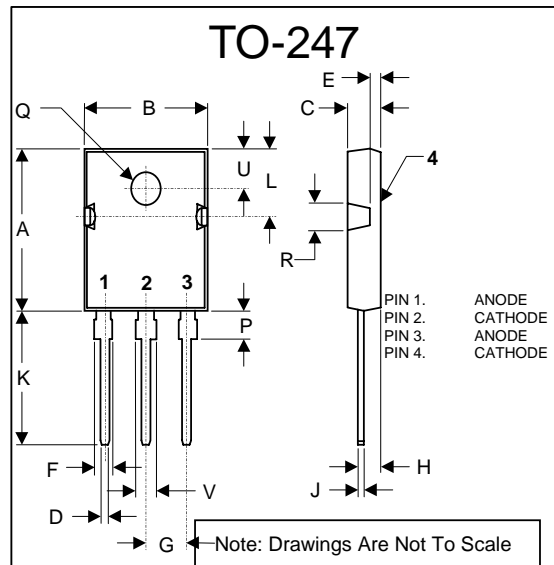
- High Surge Capacity
- Low Power Loss, High Efficiency
- High Current Capability, Low V_F
- Metal of silicon Rectifier, majority Carrier Conduction
- Guard Ring For Transient Protection
- Plastic Package Has UL Flammability Classification 94V-0

Maximum Ratings

- Operating Temperature: -55°C to $+150^{\circ}\text{C}$
- Storage Temperature: -55°C to $+150^{\circ}\text{C}$

MCC Part Number	Maximum Recurrent Peak Reverse Voltage	Maximum RMS Voltage	Maximum DC Blocking Voltage
MBR4020W	20V	14V	20V
MBR4030W	30V	21V	30V
MBR4035W	35V	24.5V	35V
MBR4040W	40V	28V	40V
MBR4045W	45V	31.5V	45V
MBR4060W	60V	42V	60V
MBR4080W	80V	56V	80V
MBR40100W	100V	70V	100V

40 Amp Schottky Barrier Rectifier 20 to 100 Volts



Electrical Characteristics @ 25°C Unless Otherwise Specified

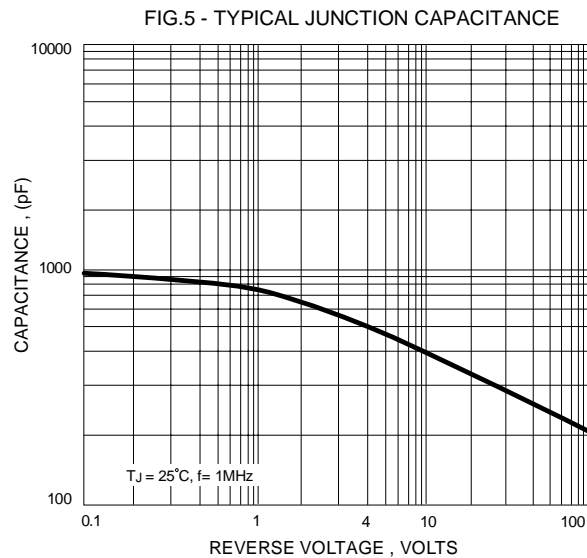
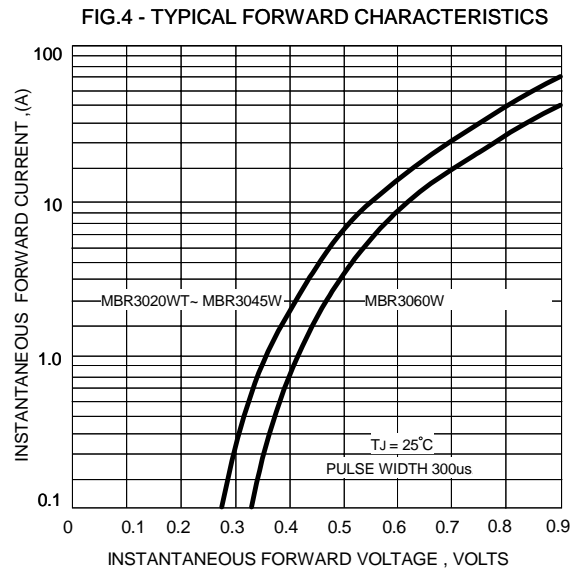
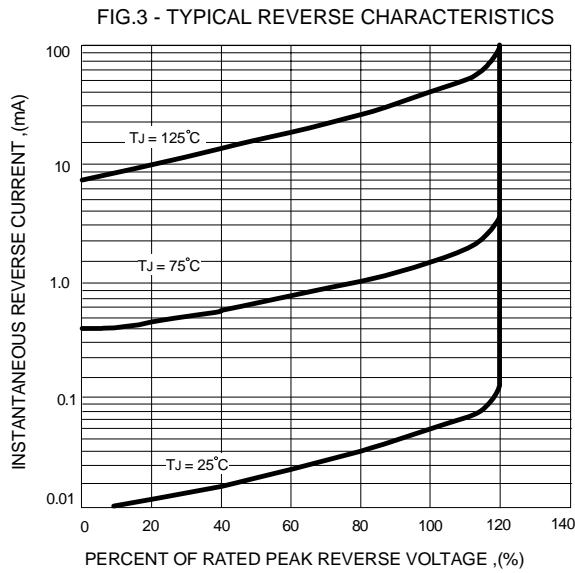
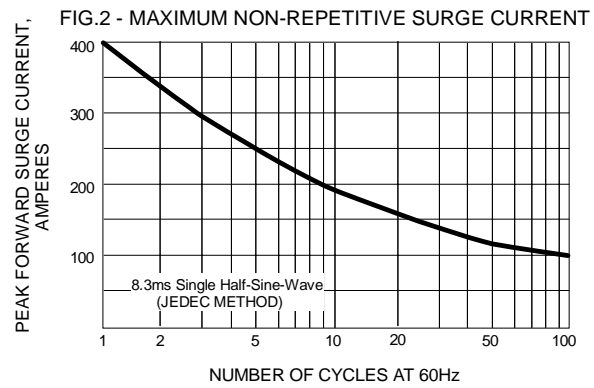
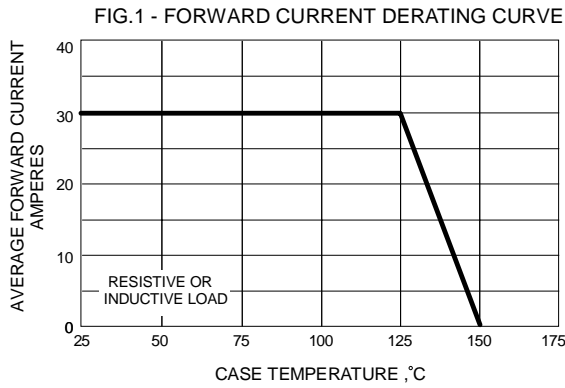
Average Forward Current	$I_{F(AV)}$	40.0A	$T_C=125^{\circ}\text{C}$
Peak Forward Surge Current	I_{FSM}	400A	8.3ms half sine
Maximum Instantaneous Forward Voltage MBR4020W-4045W MBR4060W MBR4080W-40100W	V_F	.63V .80V* .84V	$I_{FM}=40.0A$ $T_A=25^{\circ}\text{C}$
Maximum DC Reverse Current At Rated DC Blocking Voltage	I_R	1.0mA	$T_C=25^{\circ}\text{C}$
Typical Junction Capacitance	C_j	700pF	Measured at 1.0MHz, $V_R=4.0V$

*Forward Voltage Test : $I_{FM}=20.0A$

Pulse test: Pulse width 300 usec, duty cycle 2%.

DIM	DIMENSIONS				NOTE
	INCHES		MM		
	MIN	MAX	MIN	MIN	
A	.803	.823	20.40	20.90	
B	.608	.628	15.44	15.95	
C	.185	.205	4.70	5.21	
D	.043	.051	1.09	1.30	
E	.059	.064	1.50	1.63	
F	.071	.086	1.80	2.18	
G	.215	BSC	5.45	BSC	
H	.101	.130	2.56	2.87	
J	.019	.027	0.48	0.68	
K	.613	.633	15.57	16.08	
L	.286	.295	7.26	7.50	
P	.122	.133	3.10	3.38	
Q	.138	.145	3.50	3.70	
R	.130	.150	3.30	3.80	
U	.209	BSC	5.30	BSC	
V	.120	.134	3.05	3.40	

MBR4020W thru MBR40100W





MBR4020W thru MBR40100W

www.mccsemi.com