

**Power Schottky Rectifier - 30Amp 100Volt**

**Features**

- Plastic package has Underwriters Laboratory Flammability Classifications 94V-0
- High Junction Temperature Capability
- Low forward voltage, high current capability
- High surge capacity
- Low power loss, high efficiency
- ESD performance human body mode > 8 KV
- Halogen-Free

**Application**

- AC/DC Switching Adaptor and TFT-LCD Power Supply
- SMPS

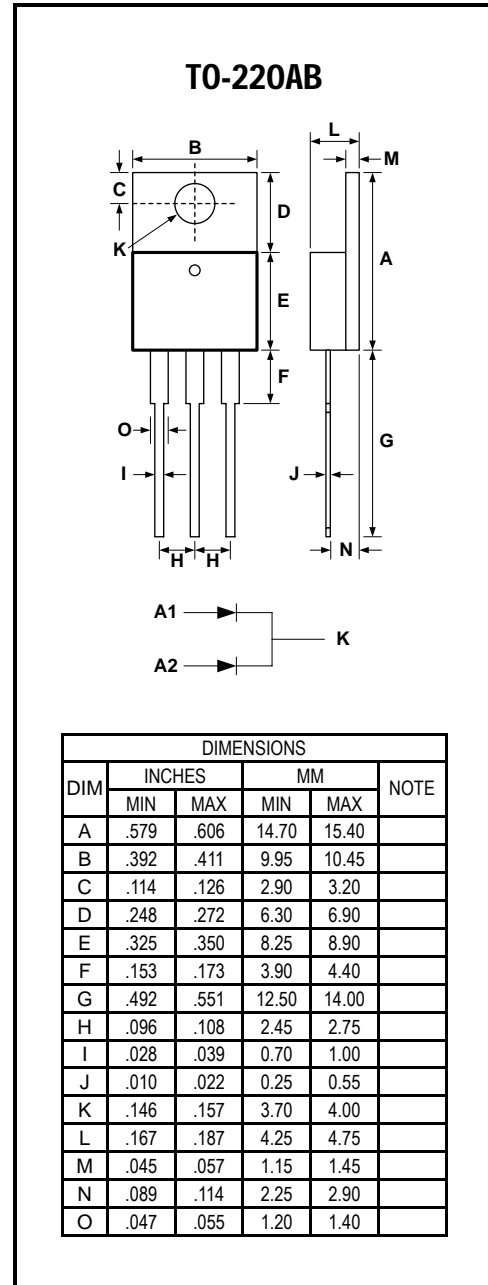
**Absolute maximum ratings**

Symbol	Ratings	Unit	Conditions
IF(AV)	30	A	Average Forward Current
VRRM	100	V	Repetitive Peak Reverse Voltage
IFSM	350	A	Peak Forward Surge Current
VF(max)	0.56	V	Forward Voltage Drop
Tj	-50 to +150	°C	Operating Temperature
Tstg	-50 to +150	°C	Storage Temperature

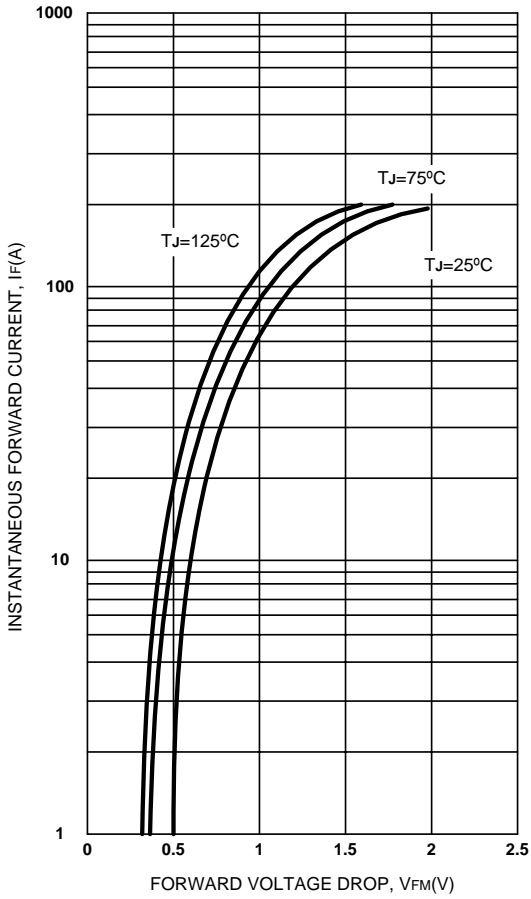
**Electrical characteristics**

Parameters	Symbol	Ratings	Conditions
Maximum Instantaneous Forward Voltage	VF	0.73V	IF = 15A Tc = 25°C
		0.56V	Tc = 125°C
Maximum Reverse Leakage Current	IR	0.05mA 10mA	Tc = 25°C Tc = 125°C
Maximum Voltage Rate of Change	dv/dt	10,000 V/μs	Rated Vr
Typical Thermal Resistance, Junction to Case	Rθ(j-c)	2.2 °C/W	Per diode

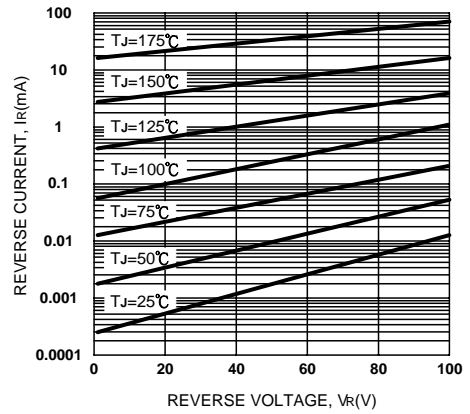
Note: Pulse Test : 380μs pulse width, 2% duty cycle



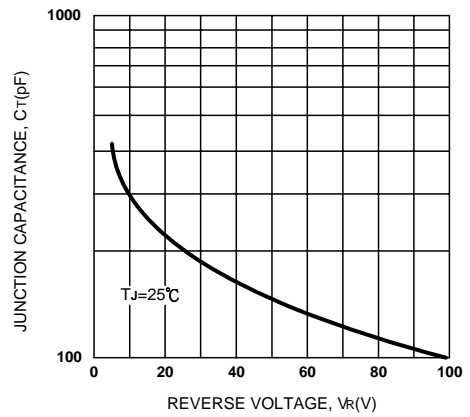
May 2010 / Rev.6.5



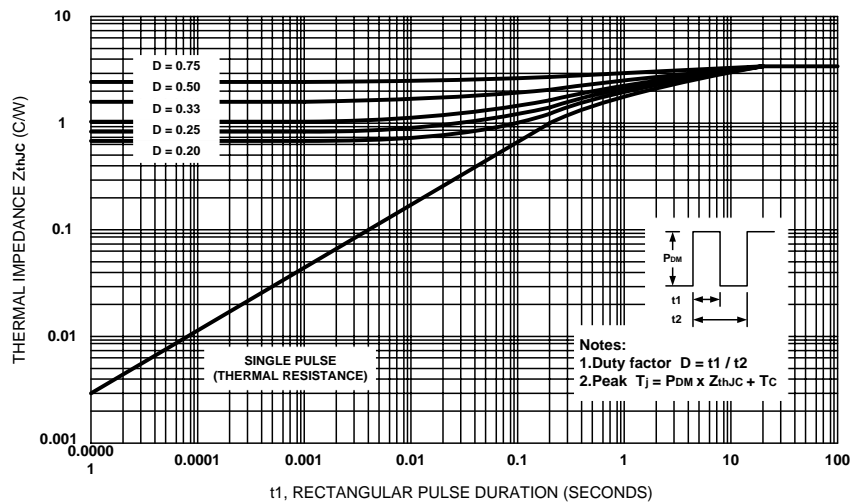
**Figure 1. Max. Forward Voltage Drop Characteristics (PerLeg)**



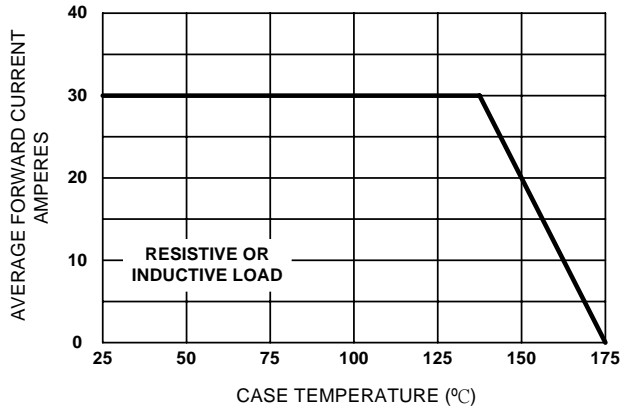
**Figure 2. Typical Values Of Reverse Current Vs. Reverse Voltage (PerLeg)**



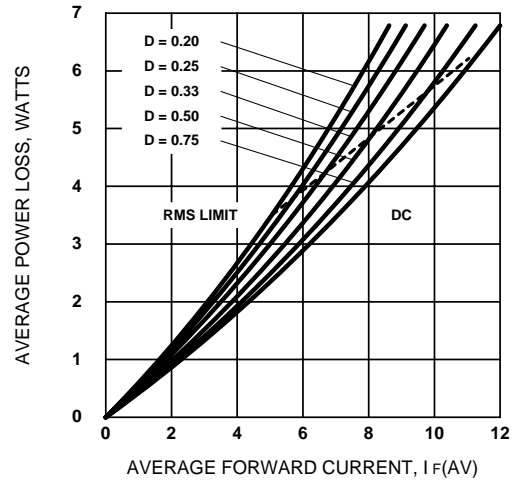
**Figure 3. Typical Junction Capacitance Vs. Reverse Voltage (PerLeg)**



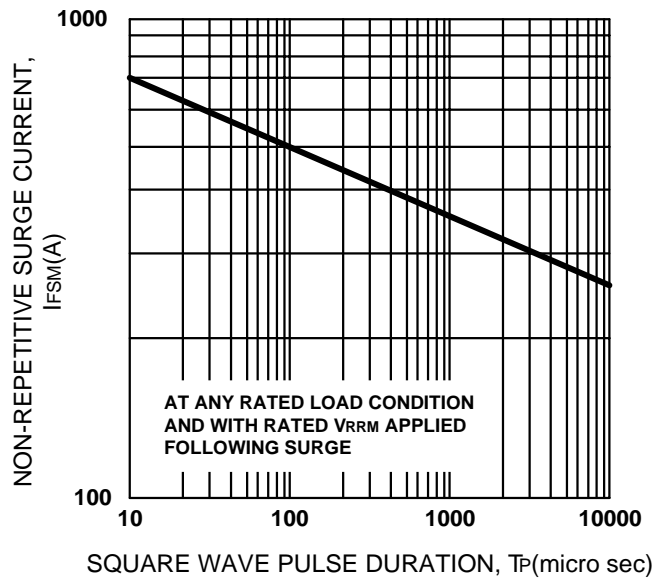
**Figure 4. Max. Thermal Impedance  $Z_{thJC}$  Characteristics (PerLeg)**



**Figure 5. Forward Current Derating Curve**



**Figure 6. Forward Power Loss Characteristics (Per Leg)**



**Figure 7. Max. Non-Repetitive Surge Current (Per Leg)**