

# 3-terminal Filters(SMD Array) For Cellular Phone

Conformity to RoHS Directive

## MEA Series MEA2010LC Type

### FEATURES

- This array type MEA2010L consists of 4-line SMD filters in one chip.
- This type is suitable for the cellular phone.
- This type corresponds to a lead-free soldering method.

### APPLICATIONS

Signal line noise elimination for cellular phones, digital still camera, etc.

### TEMPERATURE RANGES

Operating	-40 to +85°C
-----------	--------------

### PRODUCT IDENTIFICATION

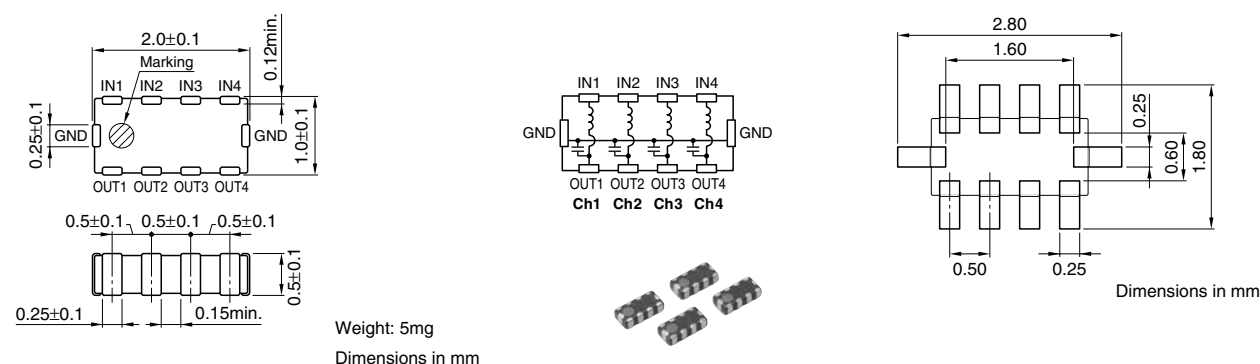
MEA	2010	L	C220	T
(1)	(2)	(3)	(4)	(5)

- |                   |                             |
|-------------------|-----------------------------|
| (1)Series name    | (4)Capacitance (pF)         |
| (2)Dimensions L×W | C220: 22pF                  |
| (3)L type circuit | (5)Packaging style T:Taping |

### PACKAGING STYLE AND QUANTITIES

Packaging style	Quantity
Taping	4000 pieces/reel

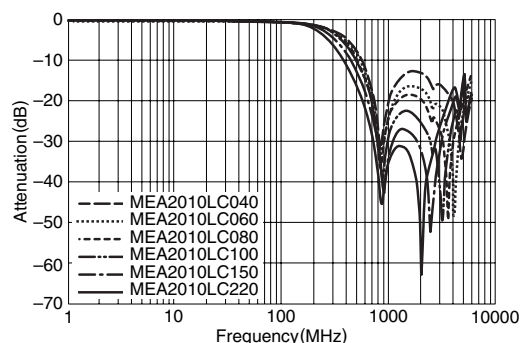
### SHAPES AND DIMENSIONS/CIRCUIT DIAGRAM/RECOMMENDED PC BOARD PATTERN (REFLOW)



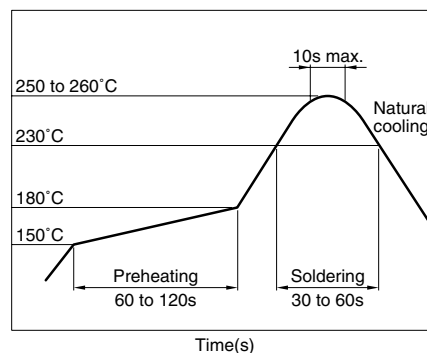
### ELECTRICAL CHARACTERISTICS

Part No.	Rated voltage (V)	Rated current (mA)	Capacitance (pF)	Attenuation(dB)typ. [800MHz to 2GHz]
MEA2010LC040	6.3	100	4	15
MEA2010LC060	6.3	100	6	15
MEA2010LC080	6.3	100	8	15
MEA2010LC100	6.3	100	10	20
MEA2010LC150	6.3	100	15	20
MEA2010LC220	6.3	100	22	20

### TYPICAL ELECTRICAL CHARACTERISTICS ATTENUATION vs. FREQUENCY CHARACTERISTICS



### RECOMMENDED SOLDERING CONDITION REFLOW SOLDERING



- Conformity to RoHS Directive: This means that, in conformity with EU Directive 2002/95/EC, lead, cadmium, mercury, hexavalent chromium, and specific bromine-based flame retardants, PBB and PBDE, have not been used, except for exempted applications.

• All specifications are subject to change without notice.