

**SCHOTTKY DIODES MODULE TYPE 60A**

**Features**

High Surge Capability  
Types Up to 100V  $V_{RRM}$

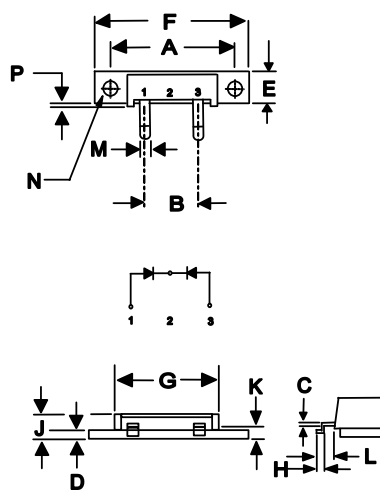
**60Amp Rectifier  
10-100 Volts**

**MINI MOD  
D61-2L**

**Maximum Ratings**

Operating Temperature:  $-40^{\circ}\text{C}$  to  $+125^{\circ}\text{C}$   
Storage Temperature:  $-40^{\circ}\text{C}$  to  $+125^{\circ}\text{C}$

Part Number	Maximum Recurrent Peak Reverse Voltage	Maximum RMS Voltage	Maximum DC Blocking Voltage
FST6210L	10V	7V	10V
FST6215L	15V	10V	15V
FST6220L	20V	14V	20V
FST6230L	30V	21V	30V
FST6235L	35V	25V	35V
FST6240L	40V	28V	40V
FST6245L	45V	32V	45V
FST6260L	60V	42V	60V
FST6280L	80V	56V	80V
FST62100L	100V	70V	100V



**Electrical Characteristics @ 25 °C Unless Otherwise Specified**

Average Forward Current (Per pkg)	$I_{F(AV)}$	60A	$T_C = 105^{\circ}\text{C}$
Peak Forward Surge Current (Per leg)	$I_{FSM}$	600A	8.3ms, half sine
Maximum Instantaneous Forward Voltage (Per leg) NOTE (1)	$V_F$	0.55V 0.75V 0.84V	(FST6210L~FST6245L) (FST6260L) (FST6280L~FST62100L) $I_{FM} = 30\text{ A}; T_J = 25^{\circ}\text{C}$
Maximum Instantaneous Reverse Current At Rated DC Blocking Voltage (Per leg) NOTE (1)	$I_R$	3.0 mA 500 mA	$T_J = 25^{\circ}\text{C}$ $T_J = 125^{\circ}\text{C}$
Maximum Thermal Resistance Junction To Case (Per leg)	$R_{\theta jc}$	1.2°C/W	

NOTE :

(1) Pulse Test: Pulse Width 300 usec, Duty Cycle < 2%

DIM	DIMENSIONS				NOTE
	INCHES		MM		
A	1.180	1.195	29.97	30.35	
B	.400	NOM	10.16	NOM	2PL
C	.027	.037	0.69	0.94	
D	.088	.098	2.24	2.49	
E	.350	.370	8.89	9.40	
F	1.490	1.510	37.85	38.35	
G	.695	.715	17.65	18.16	
H	.104	.124	2.64	3.15	
J	.240	.260	6.10	6.60	
K	.115	.135	2.92	3.43	
L	.230	.250	5.84	6.35	
M	.065	.085	1.65	2.16	
N	.151	.161	3.84	4.09	Ø
P	.015	.025	0.38	0.64	

# FST6210L THRU FST62100L

Figure .1-Typical Forward Characteristics

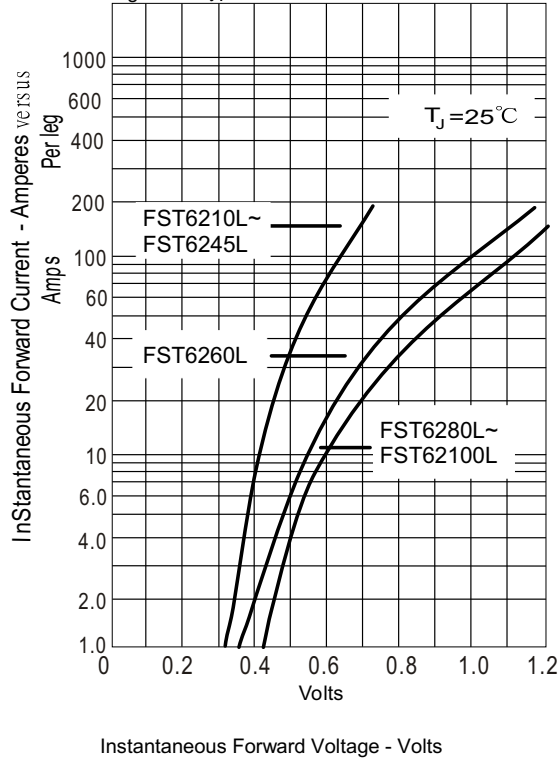


Figure .2-Forward Derating Curve

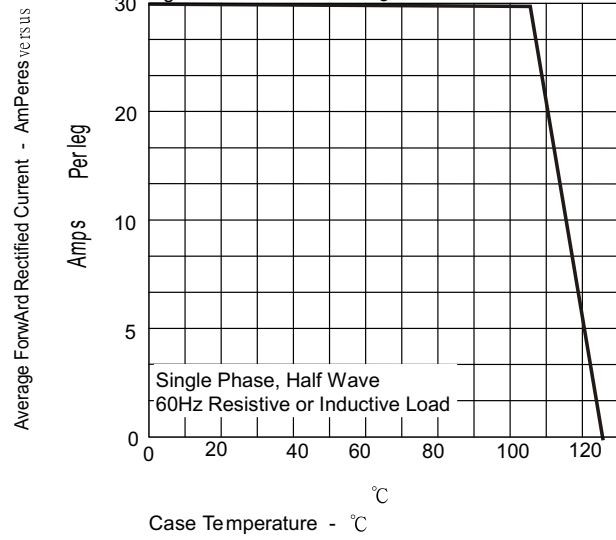


Figure .3-Peak Forward Surge Current

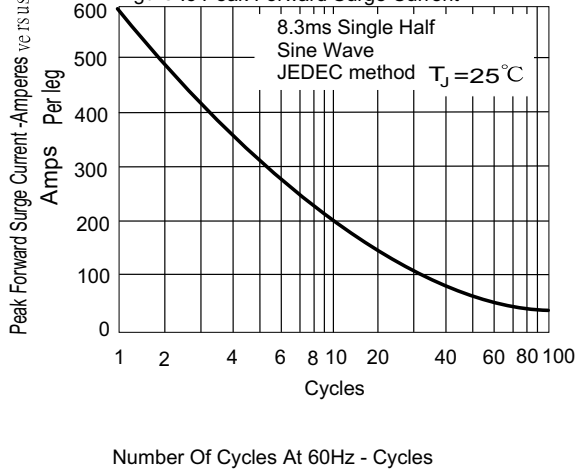


Figure .4-Typical Reverse Characteristics

