

SCHOTTKY DIODES MODULE TYPE 100A

Features

High Surge Capability
Types Up to 100V V_{RRM}

100Amp Rectifier
20-100 Volts

Maximum Ratings

Operating Temperature: -40°C to $+125^{\circ}\text{C}$
Storage Temperature: -40°C to $+175^{\circ}\text{C}$

Part Number	Maximum Recurrent Peak Reverse Voltage	Maximum RMS Voltage	Maximum DC Blocking Voltage
FST10020	20V	14V	20V
FST10030	30V	21V	30V
FST10035	35V	25V	35V
FST10040	40V	28V	40V
FST10045	45V	32V	45V
FST10060	60V	42V	60V
FST10080	80V	56V	80V
FST100100	100V	70V	100V

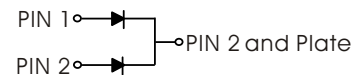
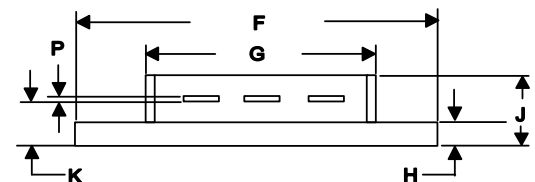
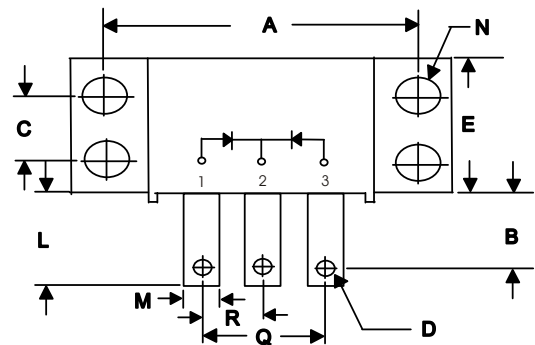
Electrical Characteristics @ 25°C Unless Otherwise Specified

Average Forward Current (Per Pkg)	$I_{F(AV)}$	100A	$T_c = 100^{\circ}\text{C}$
Peak Forward Surge Current (Per leg)	I_{FSM}	1000A	8.3ms, half sine
Maximum Instantaneous Forward Voltage (Per leg) NOTE (1)	V_F	0.65V 0.75V 0.84V	(FST10020~FST10045) (FST10060) (FST10080~FST100100) $I_{FM} = 50A; T_j = 25^{\circ}\text{C}$
Maximum Instantaneous Reverse Current At Rated DC Blocking Voltage (Per leg) NOTE (1)	I_R	2 mA 600 mA	$T_j = 25^{\circ}\text{C}$ $T_j = 125^{\circ}\text{C}$
Maximum Thermal Resistance Junction To Case (Per leg)	$R_{\theta jc}$	1.0°C/W	

NOTE :

(1) Pulse Test: Pulse Width 300 usec, Duty Cycle $< 2\%$

**POWER MOD
TO-249AB**



DIM	DIMENSIONS				NOTE
	INCHES		MM		
	MIN	MAX	MIN	MAX	
A	1.995	2.005	50.67	50.93	
B	.300	.325	7.62	8.26	
C	.495	.505	12.57	12.83	
D	.182	.192	4.62	4.88	\emptyset
E	.990	1.010	25.15	26.65	
F	2.390	2.410	60.71	61.21	
G	1.495	1.525	37.90	38.70	
H	.114	.122	2.90	3.10	
J	----	0.420	----	10.67	
K	.240	.260	6.10	6.60	
L	.490	.510	12.45	12.95	
M	.330	.350	8.38	8.90	
N	.175	.195	4.45	4.95	\emptyset
P	.035	.045	0.89	1.14	
R	.445	.455	11.30	11.56	
Q	.890	.910	22.61	23.11	

FST10020 THRU FST100100

