





Standard dual-in-line socket with soft copper alloy machined contact allows clinching. Open frame design leaves space beneath IC for improved heat dissipation, easier PCB cleaning and inspections

Insertion characteristics:
4-finger standard




| Platings | Sleeve  | Clip  | Pin  |
|----------|--|--|---|
| 91 | 5 µm Sn Pb | 0.25 µm Au | |
| 93 | 5 µm Sn Pb | 0.75 µm Au | |
| 97 | 5 µm Sn Pb | Goldflash | |
| 99 | 5 µm Sn Pb | 5 µm Sn Pb | |

Ordering information

For standard versions see table (order codes)

Option:

On special request available with solder tail length 4.2 mm, for multilayer boards up to 3.4 mm. Part number: 111-xx-xxx-41-013

| No. of poles | Order Codes | | | | Insulator dimensions  | See page 50 | A | B | C |
|--------------|-------------------|-------------------|-------------------|-------------------|---|-------------|-------|------|---|
| | Plating 91 | Plating 93 | Plating 97 | Plating 99 | | | | | |
| 10 | 110-91-210-41-005 | 110-93-210-41-005 | 110-97-210-41-005 | 110-99-210-41-005 | Fig. 1 | 12.6 | 5.08 | 7.6 | |
| 4 | 110-91-304-41-005 | 110-93-304-41-005 | 110-97-304-41-005 | 110-99-304-41-005 | Fig. 2 | 5.0 | 7.62 | 10.1 | |
| 6 | 110-91-306-41-005 | 110-93-306-41-005 | 110-97-306-41-005 | 110-99-306-41-005 | Fig. 3 | 7.6 | 7.62 | 10.1 | |
| 8 | 110-91-308-41-005 | 110-93-308-41-005 | 110-97-308-41-005 | 110-99-308-41-005 | Fig. 4 | 10.1 | 7.62 | 10.1 | |
| 10 | 110-91-310-41-005 | 110-93-310-41-005 | 110-97-310-41-005 | 110-99-310-41-005 | Fig. 5 | 12.6 | 7.62 | 10.1 | |
| 12 | 110-91-312-41-005 | 110-93-312-41-005 | 110-97-312-41-005 | 110-99-312-41-005 | Fig. 5a | 15.2 | 7.62 | 10.1 | |
| 14 | 110-91-314-41-005 | 110-93-314-41-005 | 110-97-314-41-005 | 110-99-314-41-005 | Fig. 6 | 17.7 | 7.62 | 10.1 | |
| 16 | 110-91-316-41-005 | 110-93-316-41-005 | 110-97-316-41-005 | 110-99-316-41-005 | Fig. 7 | 20.3 | 7.62 | 10.1 | |
| 18 | 110-91-318-41-005 | 110-93-318-41-005 | 110-97-318-41-005 | 110-99-318-41-005 | Fig. 8 | 22.8 | 7.62 | 10.1 | |
| 20 | 110-91-320-41-005 | 110-93-320-41-005 | 110-97-320-41-005 | 110-99-320-41-005 | Fig. 9 | 25.3 | 7.62 | 10.1 | |
| 22 | 110-91-322-41-005 | 110-93-322-41-005 | 110-97-322-41-005 | 110-99-322-41-005 | Fig. 10 | 27.8 | 7.62 | 10.1 | |
| 24 | 110-91-324-41-005 | 110-93-324-41-005 | 110-97-324-41-005 | 110-99-324-41-005 | Fig. 11 | 30.4 | 7.62 | 10.1 | |
| 28 | 110-91-328-41-005 | 110-93-328-41-005 | 110-97-328-41-005 | 110-99-328-41-005 | Fig. 12 | 35.5 | 7.62 | 10.1 | |
| 20 | 110-91-420-41-005 | 110-93-420-41-005 | 110-97-420-41-005 | 110-99-420-41-005 | Fig. 12a | 25.3 | 10.16 | 12.6 | |
| 22 | 110-91-422-41-005 | 110-93-422-41-005 | 110-97-422-41-005 | 110-99-422-41-005 | Fig. 13 | 27.8 | 10.16 | 12.6 | |
| 24 | 110-91-424-41-005 | 110-93-424-41-005 | 110-97-424-41-005 | 110-99-424-41-005 | Fig. 14 | 30.4 | 10.16 | 12.6 | |
| 28 | 110-91-428-41-005 | 110-93-428-41-005 | 110-97-428-41-005 | 110-99-428-41-005 | Fig. 15 | 35.5 | 10.16 | 12.6 | |
| 32 | 110-91-432-41-005 | 110-93-432-41-005 | 110-97-432-41-005 | 110-99-432-41-005 | Fig. 16 | 40.6 | 10.16 | 12.6 | |
| 10 | 110-91-610-41-005 | 110-93-610-41-005 | 110-97-610-41-005 | 110-99-610-41-005 | Fig. 16a | 12.6 | 15.24 | 17.7 | |
| 24 | 110-91-624-41-005 | 110-93-624-41-005 | 110-97-624-41-005 | 110-99-624-41-005 | Fig. 17 | 30.4 | 15.24 | 17.7 | |
| 28 | 110-91-628-41-005 | 110-93-628-41-005 | 110-97-628-41-005 | 110-99-628-41-005 | Fig. 18 | 35.5 | 15.24 | 17.7 | |
| 32 | 110-91-632-41-005 | 110-93-632-41-005 | 110-97-632-41-005 | 110-99-632-41-005 | Fig. 19 | 40.6 | 15.24 | 17.7 | |
| 36 | 110-91-636-41-005 | 110-93-636-41-005 | 110-97-636-41-005 | 110-99-636-41-005 | Fig. 20 | 45.7 | 15.24 | 17.7 | |
| 40 | 110-91-640-41-005 | 110-93-640-41-005 | 110-97-640-41-005 | 110-99-640-41-005 | Fig. 21 | 50.6 | 15.24 | 17.7 | |
| 42 | 110-91-642-41-005 | 110-93-642-41-005 | 110-97-642-41-005 | 110-99-642-41-005 | Fig. 22 | 53.2 | 15.24 | 17.7 | |
| 48 | 110-91-648-41-005 | 110-93-648-41-005 | 110-97-648-41-005 | 110-99-648-41-005 | Fig. 23 | 60.9 | 15.24 | 17.7 | |