

Customer Information Sheet

DRAWING No.: M50-300XX45

SHEET 3 OF 3

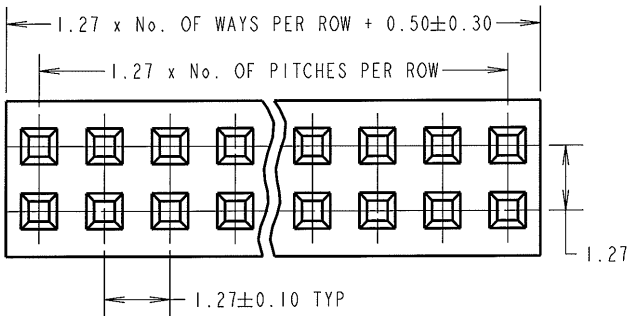
IF IN DOUBT - ASK

©

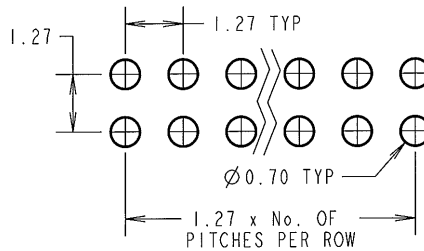
NOT TO SCALE

THIRD ANGLE PROJECTION

ALL DIMENSIONS IN mm



RECOMMENDED PCB LAYOUT ± 0.05



SPECIFICATIONS:

MATERIAL:
 MOULDING = HIGH TEMP THERMOPLASTIC
 UL94V-0, BLACK

CONTACT = PHOSPHOR BRONZE

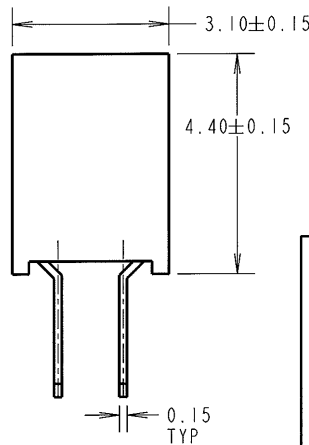
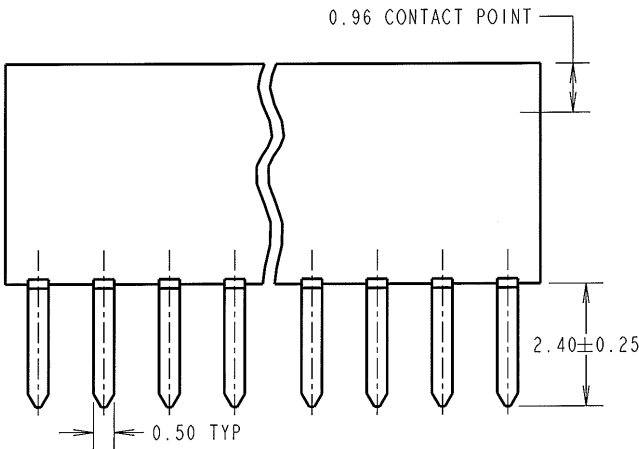
FINISH:
 45 = GOLD OVER NICKEL

ELECTRICAL:
 CURRENT RATING = 1A
 VOLTAGE PROOF = 500V AC/DC
 CONTACT RESISTANCE = 30 MILLIOHMS MAX
 INSULATION RESISTANCE = 5,000 MEGOHMS MIN

ENVIRONMENTAL:
 OPERATING TEMPERATURE = -55°C TO +105°C

PACKING:
 TUBE

FOR COMPLETE SPECIFICATION, SEE COMPONENT SPECIFICATION C029XX (LATEST ISSUE)



NOTES:
 1. ALL TOLERANCES ARE ± 0.20 UNLESS OTHERWISE STATED

ORDER CODE:

M50-300XX45

No. OF WAYS PER ROW
 03 TO 50

FINISH:
 45 = GOLD

SF	10	21.07.08	10102
NAME	ISS.	DATE	C/NOTE
APPROVED: <i>[Signature]</i>			
CHECKED: <i>[Signature]</i>			
DRAWN: W. J. BOURNE			
CUSTOMER REF.:			
ASSEMBLY DRG:			

HARWIN

HARWIN USA
 TEL: 603 893 5376
 FAX: 603 893 5396
 mis@harwin.com

HARWIN Europe (UK)
 TEL: 023 9231 4545
 FAX: 023 9231 4590
 mis@harwin.co.uk

HARWIN Asia
 TEL: +65 6 779 4909
 FAX: +65 6 779 3868
 mis@harwin.com.sg

THIS DRAWING AND ANY INFORMATION OR DESCRIPTIVE MATTER SET OUT HEREON ARE CONFIDENTIAL AND COPYRIGHT PROPERTY OF THE HARWIN GROUP AND MUST NOT BE DISCLOSED, LOANED, COPIED OR USED FOR MANUFACTURING, TENDERING OR FOR ANY OTHER PURPOSE WITHOUT THEIR WRITTEN PERMISSION.

TOLERANCES
 X = ± 1mm
 X.X = ± 0.25mm
 X.XX = ± 0.10mm
 X.XXX = ± 0.01mm
 ANGLES = ± 5°
 UNLESS STATED

MATERIAL:

SEE ABOVE

FINISH:

SEE ABOVE

S/AREA:

mm²

TITLE:

1.27mm PITCH DIL
 VERTICAL SOCKET ASSY

DRAWING NUMBER:

M50-300XX45

SHT
 3 OF 3