


GBP3005 thru GBP310

SINGLE-PHASE SILICON BRIDGE



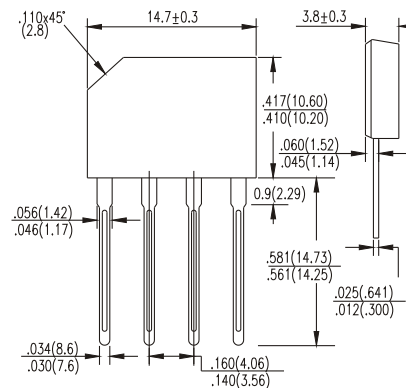
**CHENG-YI
ELECTRONIC**



FEATURES

- UL recognized file # E149311
- Surge overload rating-80 amperes peak
- Ideal for printed circuit board
- Plastic material has Underwriters Laboratory Flammability Classification 94V-0
- Mounting position: Any
- Lead: Silver Plated Cooper Lead.

VOLTAGE RANGE
50 TO 1000 VOLTS
CURRENT
3.0 Amperes



Dimensions in inches and (millimeters)

MAXIMUM RATINGS AND ELECTRICAL CHARACTERISTICS

Ratings at 25°C ambient temperature unless otherwise specified.

Resistive or inductive load, 60 Hz.

For capacitive load, derate current by 20%.

		GBP3005	GBP301	GBP302	GBP304	GBP306	GBP308	GBP310	UNITS
Maximum Recurrent Peak Reverse Voltage	V_{RRM}	50	100	200	400	600	800	1000	V
Maximum RMS Bridge Input Voltage	V_{RMS}	35	70	140	280	420	560	700	V
Maximum DC Blocking Voltage	V_{DC}	60	100	200	400	600	800	1000	V
Maximum Average Forward Output Current @ $T_A=25^\circ\text{C}$	$V_{(AV)}$	3.0							A
Peak Forward Surge Current 8.3 ms single half sine-wave superimposed on rated load	I_{FSM}	80							A
Maximum DC Forward Voltage drop per element at 1.0A DC	V_F	1.1							V
Maximum DC Reverse Current at rated @ $T_A=25^\circ\text{C}$ DC Blocking Voltage Per Element @ $T_A=100^\circ\text{C}$	I_R	10 1							μA mA
I^2t Rating for fusing ($t < 8.3\text{ms}$)	I^2t	10							A^2S
Operating Temperature Range	T_J	-55 to +125							$^\circ\text{C}$
Storage Temperature Range	T_{STG}	-55 to +150							$^\circ\text{C}$

GBP3005 thru GBP310

SINGLE-PHASE SILICON BRIDGE



**CHENG-YI
ELECTRONIC**

RATING AND CHARACTERISTICS CURVES GBP3005 THRU GBP310

Fig.1 - DERATING CURVE FOR
OUTPUT RECTIFIED CURRENT

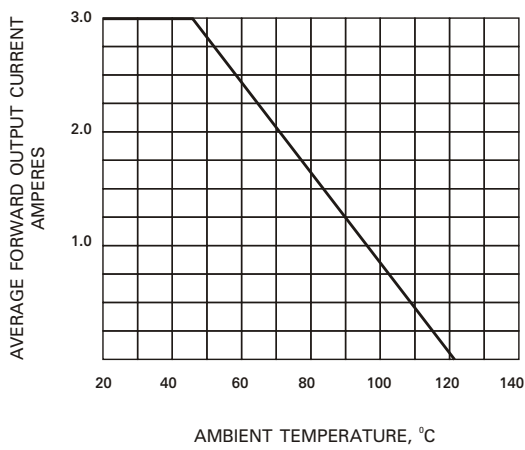


Fig.2 - DERATING CURVE FOR
OUTPUT RECTIFIED CURRENT

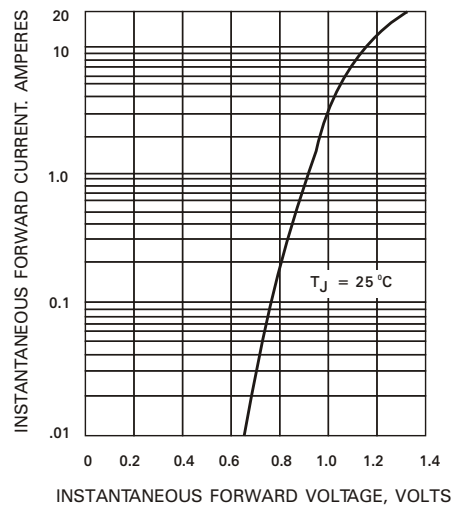


Fig.3 - TYPICAL FORWARD
CHARACTERISTICS

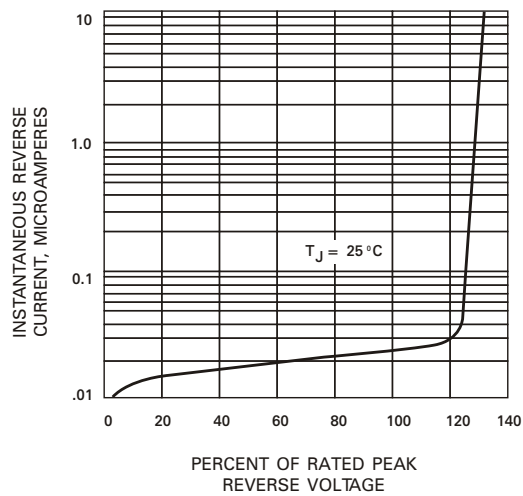


FIG.4 - MAXIMUM FORWARD SURGE CURRENT

