



Frontier Electronics Corp.

667 E. COCHRAN STREET, SIMI VALLEY, CA 93065

TEL: (805) 522-9998 FAX: (805) 522-9989

E-mail: frontiersales@frontierusa.com

Web: <http://www.frontierusa.com>

2A GLASS PASSIVATED BRIDGE RECTIFIER

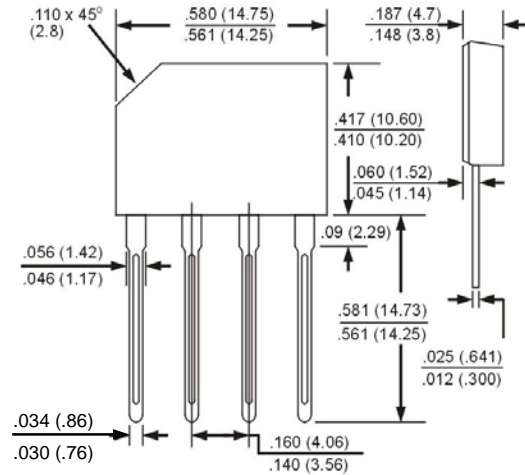
GBP2005G THRU GBP210G

FEATURES

- GLASS PASSIVATED DIE CONSTRUCTION
- LOW FORWARD VOLTAGE DROP
- HIGH CURRENT CAPABILITY
- HIGH SURGE CURRENT CAPABILITY
- HIGH RELIABILITY
- IDEAL FOR PRINTED CIRCUIT BOARDS

MECHANICAL DATA

- CASE: MOLDED PLASTIC, DIMENSIONS IN INCHES AND (MILLIMETERS)
- TERMINALS: PLATED LEADS SOLDERABLE PER MIL-STD-202 METHOD 208
- POLARITY: AS MARKED ON BODY
- MOUNTING POSITION: ANY



MAXIMUM RATINGS AND ELECTRICAL CHARACTERISTICS RATINGS AT 25°C AMBIENT TEMPERATURE UNLESS OTHERWISE SPECIFIED SINGLE PHASE, HALF WAVE, 60 HZ, RESISTIVE OR INDUCTIVE LOAD. FOR CAPACITIVE LOAD, DERATE CURRENT BY 20%

RATINGS	SYMBOL	GBP2005G	GBPG01G	GBP202G	GBP204G	GBP206G	GBP208G	GBP210G	UNITS
MAXIMUM RECURRENT PEAK REVERSE VOLTAGE	V_{RRM}	50	100	200	400	600	800	1000	V
MAXIMUM RMS VOLTAGE	V_{RMS}	35	70	140	280	420	560	700	V
MAXIMUM DC BLOCKING VOLTAGE	V_{DC}	50	100	200	400	600	800	1000	V
MAXIMUM AVERAGE FORWARD RECTIFIED OUTPUT CURRENT AT 40°C T_A (NOTE 1)	I_O	2.0							A
PEAK FORWARD SURGE CURRENT, 8.3ms SINGLE HALF SINE-WAVE SUPERIMPOSED ON RATED LOAD	I_{FSM}	40							A
STORAGE TEMPERATURE RANGE	T_{STG}	- 55 TO + 150							°C
OPERATING TEMPERATURE RANGE	T_{OP}	- 55 TO + 125							°C

ELECTRICAL CHARACTERISTICS ($A_T T_A = 25^\circ\text{C}$ UNLESS OTHERWISE NOTED)

CHARACTERISTICS	SYMBOL	GBP2005G	GBPG01G	GBP202G	GBP204G	GBP206G	GBP208G	GBP210G	UNITS
MAXIMUM FORWARD VOLTAGE DROP PER BRIDGE ELEMENT AT 2.0A PEAK	V_F	1.1							V
MAXIMUM REVERSE CURRENT AT RATED DC BLOCKING VOLTAGE PER ELEMENT	I_R	10							μA

NOTE: 1. LEADS MAINTAINED AT AMBIENT TEMPERATURE AT A DISTANCE OF 9.5 mm FORM THE CASE.

RATINGS AND CHARACTERISTIC CURVES GBP2005G THRU GBP210G

FIG. 1 - FORWARD CURRENT DERATING CURVE FOR

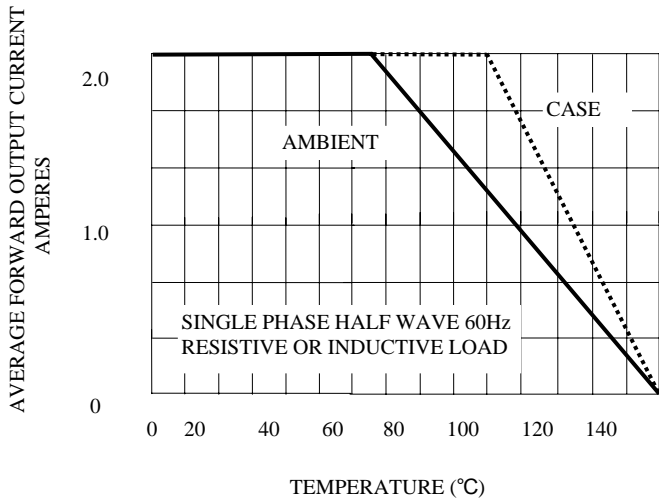


FIG. 2 - MAXIMUM NON-REPETITIVE SURGE CURRENT

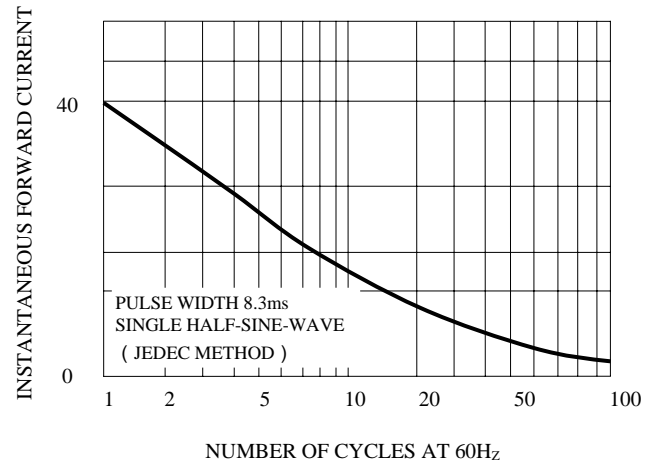


FIG. 3 - TYPICAL FORWARD CHARACTERISTICS

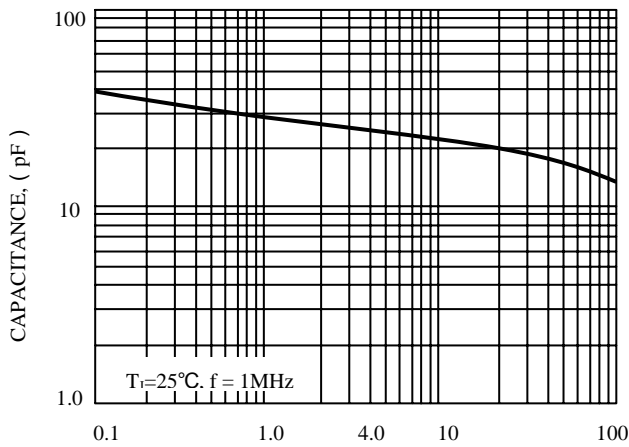


FIG. 4 - TYPICAL FORWARD CHARACTERISTICS

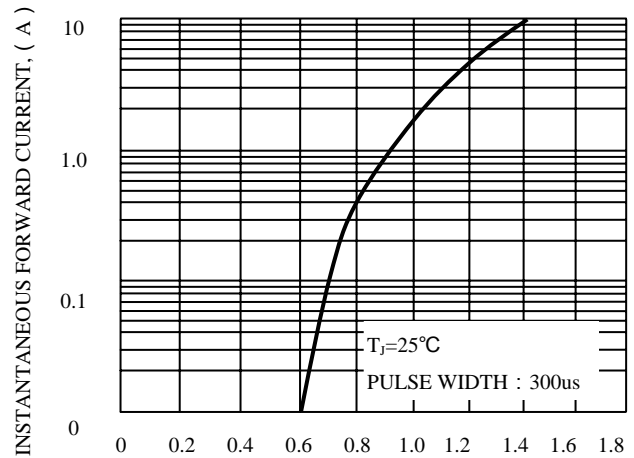


FIG. 5 - TYPICAL REVERSE CHARACTERISTICS

