

## APPLICATIONS

- ✓ AC Power Mains
- ✓ Module Lightning Protection

## IEC COMPATIBILITY (EN61000-4)

- ✓ 61000-4-5 (Surge): 8/20 $\mu$ s - 1kA, L4 (Line-Line) & 333A, L4 (Line-Ground)

## FEATURES

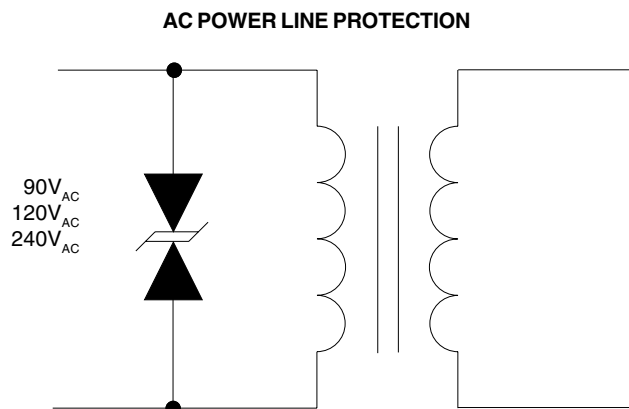
- ✓ 5000 to 6900 kilowatts Peak Pulse Power per Line (tp=8/20 $\mu$ s)
- ✓ Compact Module in a Bidirectional Configuration
- ✓ Provides Primary Protection
- ✓ Glass Passivated Chip
- ✓ Easy Mounting to Printed Circuit Board
- ✓ Available in 3 Voltages: 95VAC, 130VAC & 240VAC
- ✓ RoHS Compliant

## MECHANICAL CHARACTERISTICS

- ✓ Epoxy Case
- ✓ Weight 7.2 - 11.3 grams (Approximate)
- ✓ Flammability rating UL 94V-0
- ✓ Marking: Logo & Part Number



## APPLICATION



# PAC-95 thru PAC-240

## DEVICE CHARACTERISTICS

### MAXIMUM RATINGS @ 25°C Unless Otherwise Specified

PARAMETER	SYMBOL	VALUE	UNITS
Peak Pulse Power (tp =8/20μs) - See Fig. 1	P <sub>PP</sub>	5000 & 6900	kilowatts
Storage Temperature	T <sub>STG</sub>	-40 to +125	°C
Operating Temperature	T <sub>L</sub>	-40 to +125	°C

### ELECTRICAL CHARACTERISTICS PER LINE @ 25°C Unless Otherwise Specified

PART NUMBER	RATED STAND-OFF VOLTAGE		BREAKDOWN VOLTAGE		MAXIMUM LEAKAGE CURRENT  @V <sub>WM</sub> I <sub>D</sub> μA	MAXIMUM CLAMPING VOLTAGE  @ 8/20μs V <sub>C</sub> @ I <sub>PP</sub>	TEMPERATURE COEFFICIENT OF V <sub>(BR)</sub>  qV <sub>(BR)</sub> %/°C
	V <sub>WM</sub> VOLTS AC	V <sub>WM</sub> VOLTS DC	MIN V <sub>(BR)</sub> VOLTS DC	@I <sub>T</sub> mA			
PAC-95	95	135	157	1	20	299V @ 16kA	0.1
PAC-130	130	202	214	1	20	378V @ 16kA	0.1
PAC-240	240	380	400	1	20	692V @ 10kA	0.1

GRAPHS

FIGURE 1  
PEAK PULSE POWER VS PULSE TIME

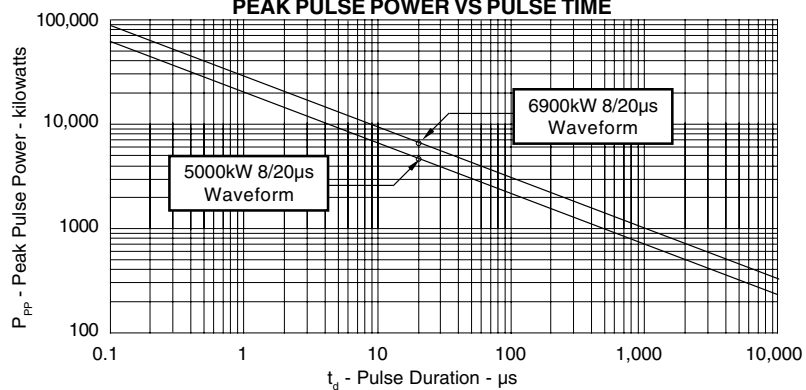


FIGURE 2  
PULSE WAVE FORM

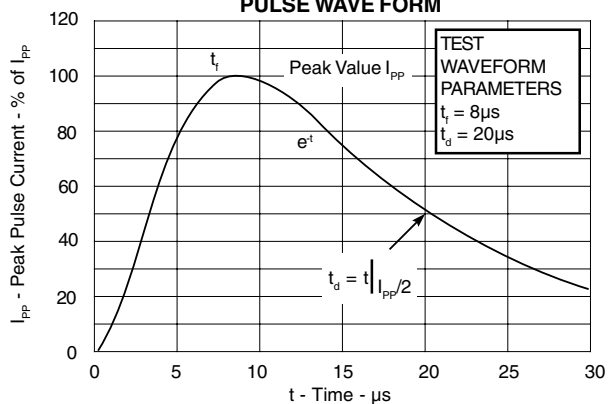
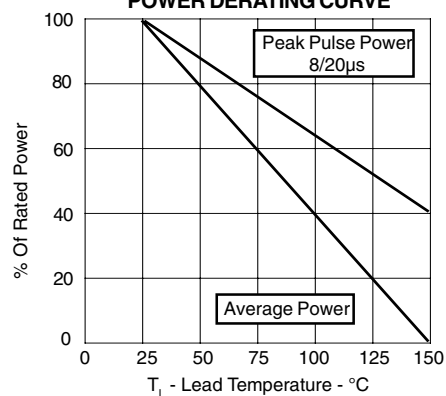


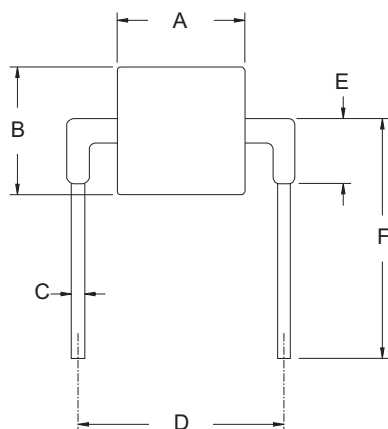
FIGURE 3  
POWER DERATING CURVE



# PAC-95 thru PAC-240

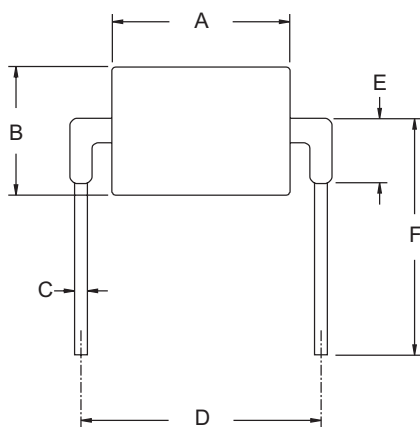
## RADIAL LEAD PACKAGE OUTLINE & DIMENSIONS

90VAC RADIAL LEAD PACKAGE OUTLINE



PACKAGE DIMENSIONS (90 VAC Device)		
DIM	MILLIMETERS	INCHES
	(Nominal)	(Nominal)
A	12.5	0.49
B	12.45	0.49
C	1.27	0.05
D	20.1	0.79
E	6.35	0.25
F	23.37	0.92

130 & 240 VAC RADIAL LEAD PACKAGE OUTLINE



PACKAGE DIMENSIONS (130 & 240 VAC Devices)		
DIM	MILLIMETERS	INCHES
	(Nominal)	(Nominal)
A	18.12	0.69
B	13.72	0.54
C	1.25	0.049
D	23.722 ± 1.16	0.934 ± 0.046
E	7.37	0.29
F	20.0	0.787

Outline & Dimensions: Rev 0 - 2/03, 06041

COPYRIGHT © ProTek Devices 2007

SPECIFICATIONS: ProTek reserves the right to change the electrical and or mechanical characteristics described herein without notice (except JEDEC).

DESIGN CHANGES: ProTek reserves the right to discontinue product lines without notice, and that the final judgement concerning selection and specifications is the buyer's and that in furnishing engineering and technical assistance, ProTek assumes no responsibility with respect to the selection or specifications of such products.

**ProTek Devices**

2929 South Fair Lane, Tempe, AZ 85282

Tel: 602-431-8101 Fax: 602-431-2288

E-Mail: [sales@protekdevices.com](mailto:sales@protekdevices.com)

Web Site: [www.protekdevices.com](http://www.protekdevices.com)