


MS4425



- PC Board Mountable Pressure Sensor
- 0-100 mV Output
- Voltage Excitation
- Differential and Absolute
- Temperature Compensated

DESCRIPTION

The MS4425 is a temperature compensated, piezoresistive silicon pressure sensor packaged in a dual-in-line configuration and intended for cost sensitive applications where excellent performance and long-term stability are required.

Integral temperature compensation is provided over a range of 0-50°C using laser-trimmed resistors. The pressure sensor is available in absolute or differential pressure ranges from 0-1 to 0-300 psi. The pressure ports are 1/8" barbed ports which mate with 3/32" ID tubing. These tubes are parallel to the printed circuit board to allow other boards to be located above the sensor. For a vertical mounted tube in gage or absolute pressure, refer to model MS4426. For pressures below 1 psi, refer to the model MS4415/MS4416.

FEATURES

- Dual-in-Line Package
- 0°C to 50°C Compensated Temperature Range
- $\pm 0.25\%$ Pressure Non Linearity
- Solid State Reliability

APPLICATIONS

- Medical Instruments
- Altitude and Airspeed Measurements
- Process Control
- Factory Automation
- Leak Detection

STANDARD RANGES

Range	psid	psia
0 to 1	•	
0 to 5	•	
0 to 15	•	•
0 to 30	•	•
0 to 50	•	•
0 to 100	•	•
0 to 150	•	•
0 to 300	•	•

MS4425

PERFORMANCE SPECIFICATIONS

Supply Voltage: 12V

Ambient Temperature: 25°C (unless otherwise specified)

Pressure applied to Port 2

PARAMETERS	MIN	TYP	MAX	UNITS	NOTES
Span (0-1 psi)	17.6	18	18.4	mV	1
Span (0-5 psi)	58	60	62	mV	1
Span (0-15 to 0-50 psi)	88	90	92	mV	1
Span (0-100 & 0-300 psi)	98	100	102	mV	1
Span (0-150 psi)	148	150	152	mV	1
Zero Pressure Output	-1	±0.2	1	mV	1
Pressure Non Linearity	-0.25		0.25	% Span	2
Pressure Hysteresis		±0.2		% Span	
Input Resistance	5	15	25	KΩ	
Output Resistance	3500	5000	6500	Ω	
Temperature Error – Span	-1	0.3	1	% Span	3
Temperature Error – Zero	-0.75	±0.2	0.75	mV	3
Supply Voltage		12	20	V	
Long Term Stability (Offset & Span)		±0.1		mV	4
Pressure Overload (Differential)			3X	Rated	5
Common Mode Pressure			500	psi	
Compensated Temperature	0		50	°C	
Operating Temperature	-25		85	°C	
Storage Temperature	-40		125	°C	
Humidity	0		85	% RH	
Weight			3	grams	
Solder Temperature	260°C Max 5 Sec.				6
Media	Non-Corrosive Dry Gases Compatible with Silicon, Pyrex, RTV, Ceramic & Gold				

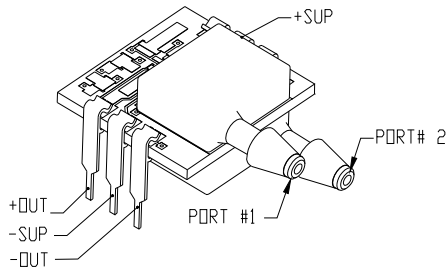
Notes

1. Ratiometric to supply voltage.
2. Best fit straight line. Non linearity for 5 psi devices is 0.75%.
3. Maximum temperature error between 0°C and 50°C with respect to 25°C.
4. Long term stability over a one year period with constant voltage and temperature.
5. 3X or 400 psi max, whichever is less.
6. For more details refer to 4425/4426 Mounting Application Note.

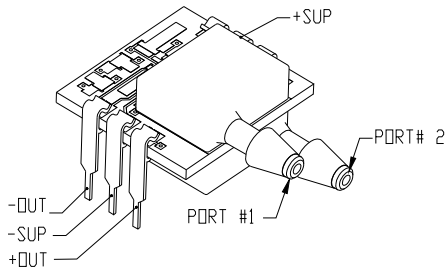
MS4425

DIMENSIONS

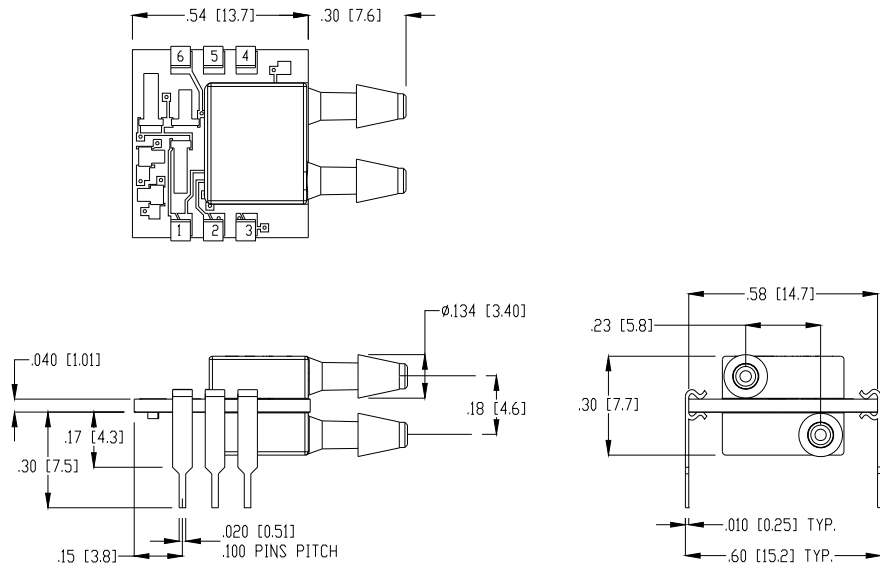
MODEL 4425-XXXD



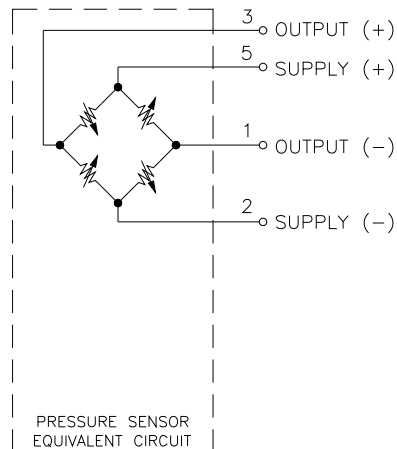
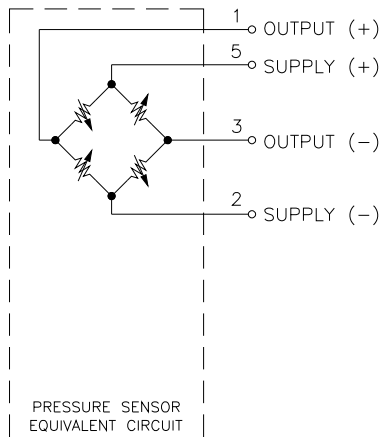
MODEL 4425-XXXA



DIMENSIONS IN INCHES [mm]



CONNECTIONS



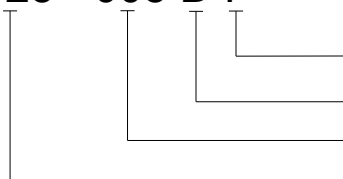
MODEL MS4425-XXXD

MODEL MS4425-XXXA

MS4425

ORDERING INFORMATION

4425 - 005 D F



Coating (F = Gel Fill, Blank = No Coating)

Type (A = Absolute, D = Differential)

Pressure Range

Model

NORTH AMERICA

Measurement Specialties
45738 Northport Loop West
Fremont, CA 94538
Tel: 1-800-767-1888
Fax: 1-510-498-1578
Sales: pfg.cs.amer@meas-spec.com

EUROPE

Measurement Specialties
(Europe), Ltd.
26 Rue des Dames
F78340 Les Clayes-sous-Bois,
France
Tel: +33 (0) 130 79 33 00
Fax: +33 (0) 134 81 03 59
Sales: pfg.cs.emea@meas-spec.com

ASIA

Measurement Specialties
(China), Ltd.
No. 26 Langshan Road
Shenzhen High-Tech Park (North)
Nanshan District, Shenzhen 518107
China
Tel: +86 755 3330 5088
Fax: +86 755 3330 5099
Sales: pfg.cs.asia@meas-spec.com

The information in this sheet has been carefully reviewed and is believed to be accurate; however, no responsibility is assumed for inaccuracies. Furthermore, this information does not convey to the purchaser of such devices any license under the patent rights to the manufacturer. Measurement Specialties, Inc. reserves the right to make changes without further notice to any product herein. Measurement Specialties, Inc. makes no warranty, representation or guarantee regarding the suitability of its product for any particular purpose, nor does Measurement Specialties, Inc. assume any liability arising out of the application or use of any product or circuit and specifically disclaims any and all liability, including without limitation consequential or incidental damages. Typical parameters can and do vary in different applications. All operating parameters must be validated for each customer application by customer's technical experts. Measurement Specialties, Inc. does not convey any license under its patent rights nor the rights of others.