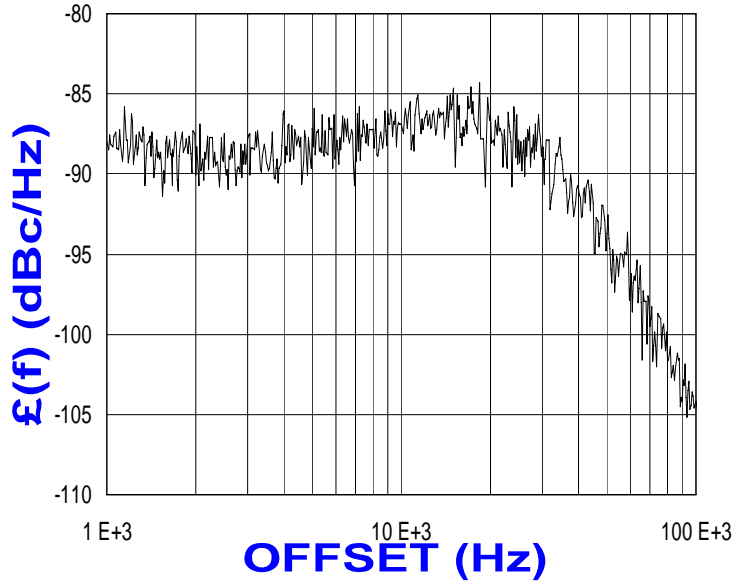


PHASE NOISE (1 Hz BW, typical)



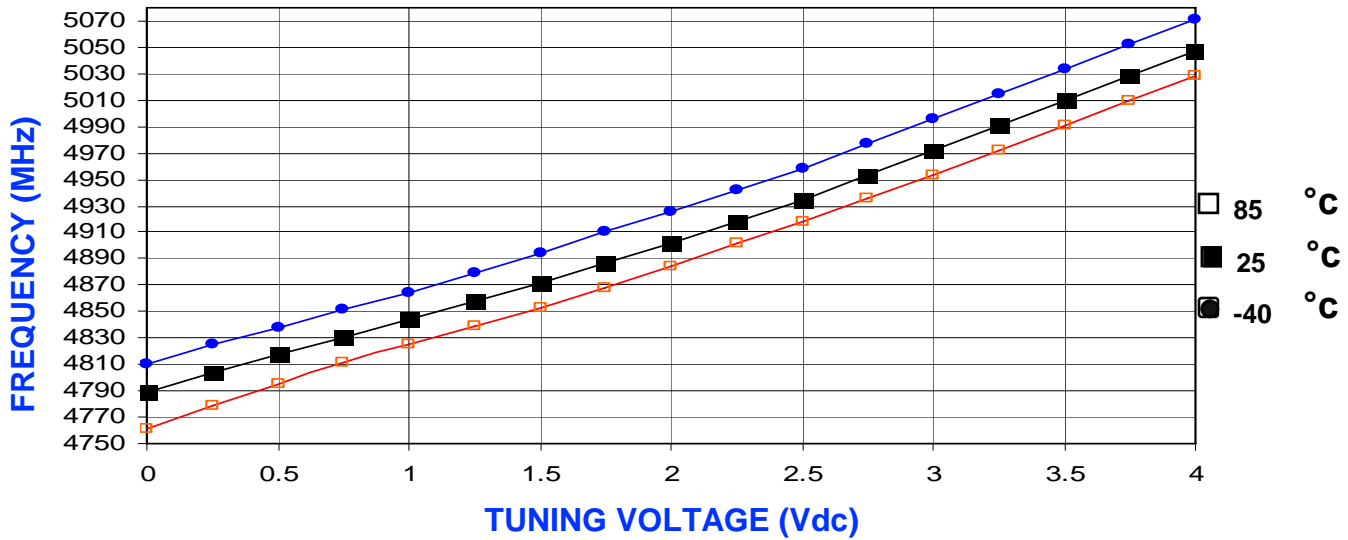
FEATURES
• Frequency Range: 4900 - 4975 MHz
• Step Size: 1000 KHz
• PLL - Style Package
APPLICATIONS
• Wireless Broadband Access
• Microwave Radios
•

PERFORMANCE SPECIFICATIONS	VALUE	UNITS
Frequency Range	4900 - 4975	MHz
Phase Noise @ 10 kHz offset (1 Hz BW, typ.)	-86	dBc/Hz
Harmonic Suppression (2nd, typ.)	-25	dBc
Sideband Spurs (typ.)	-70	dBc
Power Output	4.25±2.25	dBm
Load Impedance	50	Ω
Step Size	1000	KHz
Charge Pump Output Current	5000	μ A
Switching Speed (typ., adjacent channel)	0.1	mSec
Startup Lock Time (typ.)	0.1	mSec
Operating Temperature Range	-40 to 85	$^{\circ}$ C
Package Style	PLL	
POWER SUPPLY REQUIREMENTS		
Supply Voltage (Vcc, nom.)	5	Vdc
Supply Current (Icc, typ.)	38	mA

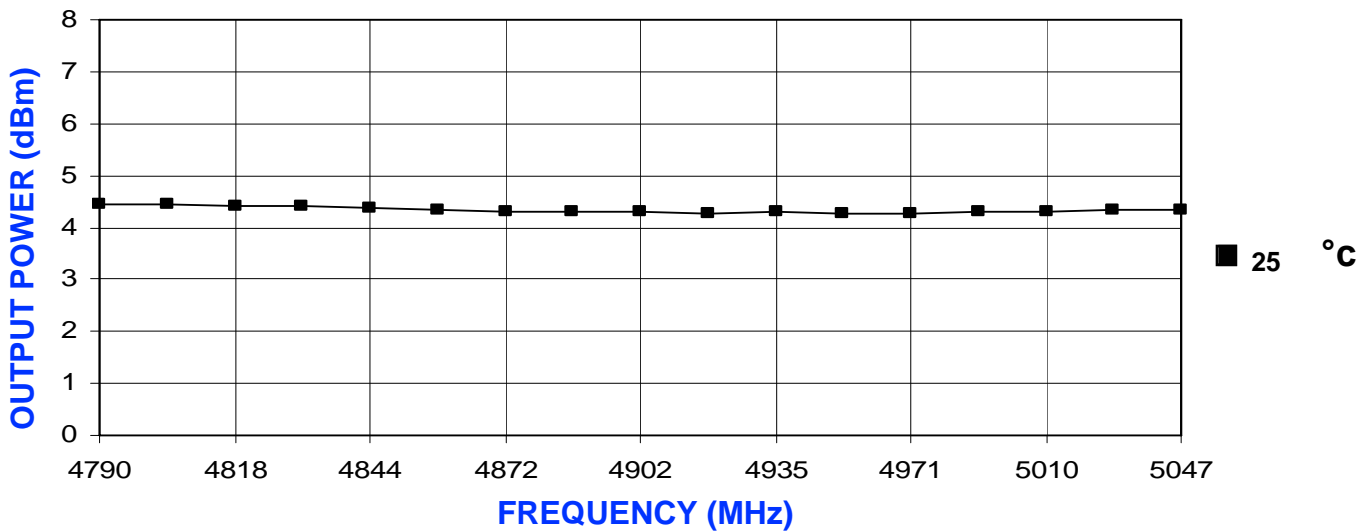
All specifications are typical unless otherwise noted and subject to change without notice.

APPLICATION NOTES
<ul style="list-style-type: none"> • AN-107 : How to Solder Z-COMM VCOs / PLLs • AN-200 : Mounting and Grounding of Z-COMM PLLs • AN-201 : PLL Fundamentals AN-202 : PLL Functional Description
<p>NOTES:</p> <p>Reference Oscillator Signal: $5 \text{ MHz} < f_{\text{osc}} < 100 \text{ MHz}$ Prescaler: 32</p> <p>Frequency Synthesizer: Analog Devices - ADF4106</p>

VCO TUNING CURVE, typ.



VCO POWER CURVE, typ.



PHYSICAL DIMENSIONS

