




PHASE NOISE (1 Hz BW, typical)



FEATURES
• Frequency Range: 2520 - 2590 MHz
• Step Size: 1000 KHz
• PLL-24H - Style Package
APPLICATIONS
• Telecommunications
• Satellite
• Telemetry

PERFORMANCE SPECIFICATIONS	VALUE	UNITS
Frequency Range	2520 - 2590	MHz
Phase Noise @ 10 kHz offset (1 Hz BW, typ.)	-102	dBc/Hz
Harmonic Suppression (2nd, typ.)	-20	dBc
Sideband Spurs (typ.)	-70	dBc
Power Output	5±3	dBm
Load Impedance	50	Ω
Step Size	1000	KHz
Charge Pump Output Current	5000	μA
Switching Speed (typ., adjacent channel)	3	mSec
Startup Lock Time (typ.)	3	mSec
Operating Temperature Range	-40 to 85	°C
Package Style	PLL-24H	
POWER SUPPLY REQUIREMENTS		
Supply Voltage (Vcc, nom.)	5	Vdc
Supply Current (Icc, typ.)	38	mA

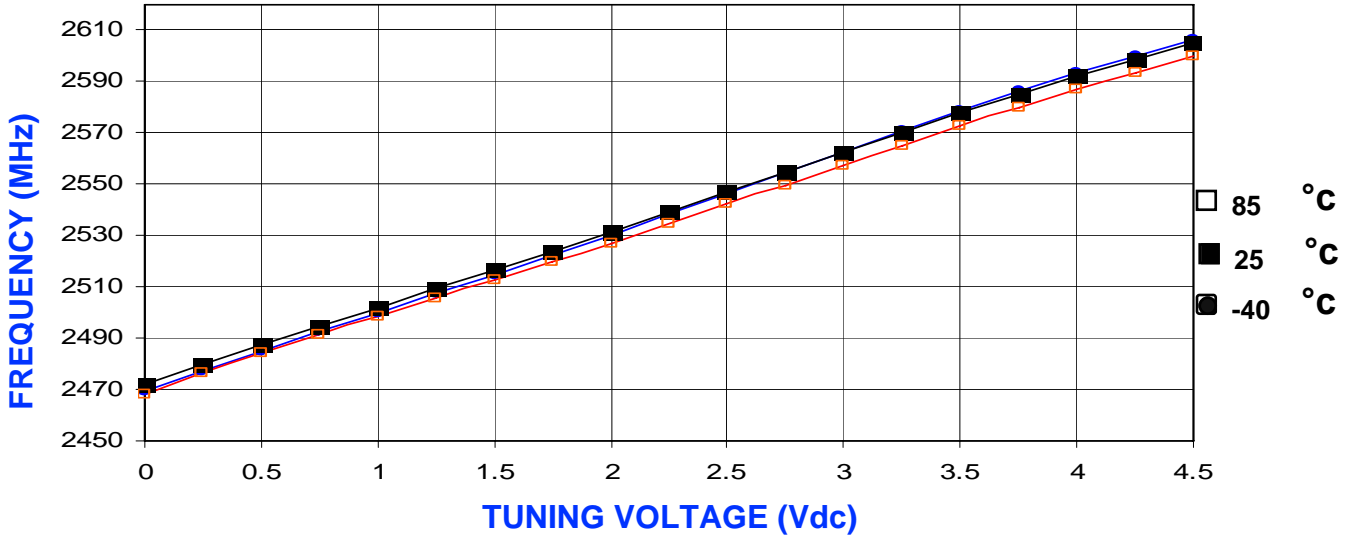
All specifications are typical unless otherwise noted and subject to change without notice.

APPLICATION NOTES
• AN-107 : How to Solder Z-COMM VCOs / PLLs
• AN-202 : PLL Functional Description

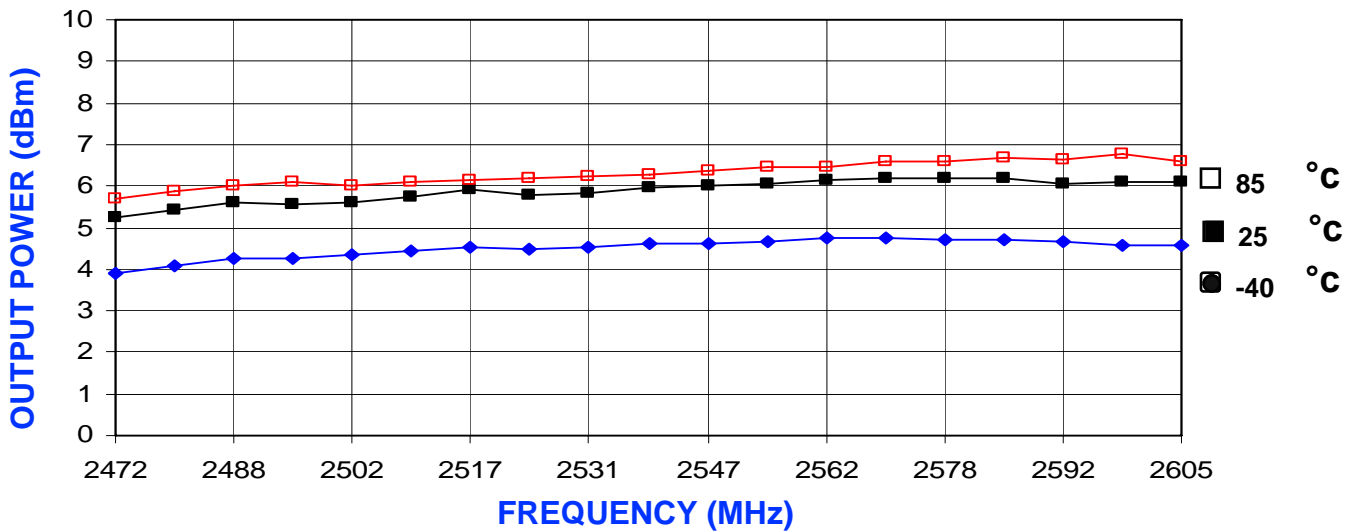
NOTES:

Reference Oscillator Signal: 5 MHz f_{osc} <math>< 100</math> MHz Prescaler: 32
Frequency Synthesizer: Analog Devices - ADF4106

VCO TUNING CURVE, typ.



VCO POWER CURVE, typ.



PHYSICAL DIMENSIONS

