

Part Number: TA40-11YWA

Yellow

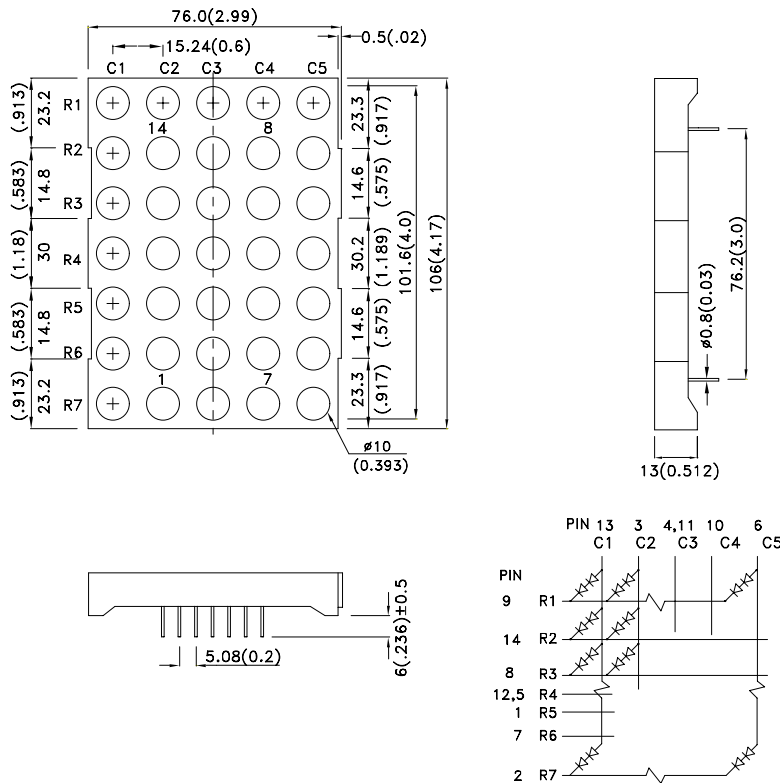
Features

- 4.0 INCH MATRIX HEIGHT.
- DOT SIZE 10mm.
- LOW CURRENT OPERATION.
- HIGH CONTRAST AND LIGHT OUTPUT.
- COMPATIBLE WITH ASCII AND EBCDIC CODES.
- STACKABLE HORIZONTALLY.
- COLUMN ANODE AVAILABLE.
- EASY MOUNTING ON P.C. BOARDS OR SOCKETS.
- MULTICOLOR AVAILABLE.
- MECHANICALLY RUGGED.
- STANDARD : GRAY FACE, WHITE DOT.
- RoHS COMPLIANT.

Description

The Yellow source color devices are made with Gallium Arsenide Phosphide on Gallium Phosphide Yellow Light Emitting Diode.

Package Dimensions & Internal Circuit Diagram



Notes:

1. All dimensions are in millimeters (inches), Tolerance is $\pm 0.25(0.01)$ unless otherwise noted.
2. Specifications are subject to change without notice.



Selection Guide

| Part No. | Dice | Lens Type | Iv (ucd) [1] @ 10mA | | Description |
|------------|--------------------|----------------|------------------------|-------|--------------|
| | | | Min. | Typ. | |
| TA40-11YWA | Yellow (GaAsP/GaP) | WHITE DIFFUSED | 4700 | 18000 | Column Anode |

Note:

1. Luminous intensity/ luminous Flux: +/-15%.

Electrical / Optical Characteristics at TA=25°C

| Symbol | Parameter | Device | Typ. | Max. | Units | Test Conditions |
|-----------------------|---------------------------|--------|------|------|-------|---------------------------|
| λ_{peak} | Peak Wavelength | Yellow | 590 | | nm | I _F =20mA |
| λ_D [1] | Dominant Wavelength | Yellow | 588 | | nm | I _F =20mA |
| $\Delta\lambda_{1/2}$ | Spectral Line Half-width | Yellow | 35 | | nm | I _F =20mA |
| C | Capacitance (Per Chip) | Yellow | 20 | | pF | V _F =0V;f=1MHz |
| V _F [2] | Forward Voltage (Per Dot) | Yellow | 4.2 | 5.0 | V | I _F =20mA |
| I _R | Reverse Current (Per Dot) | Yellow | | 10 | uA | V _R =10V |

Notes:

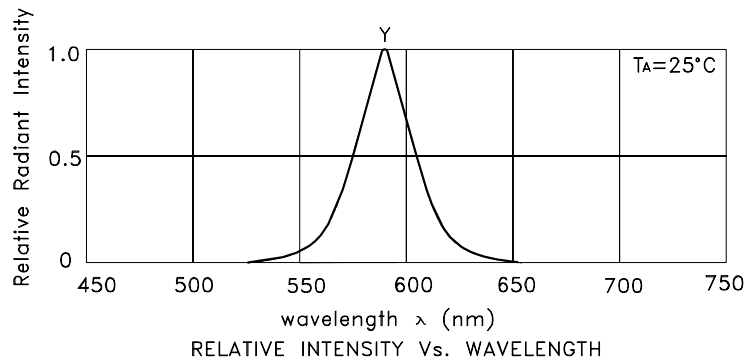
1. Wavelength: +/-1nm.
2. Forward Voltage: +/-0.1V.

Absolute Maximum Ratings at TA=25°C

| Parameter | Yellow | Units |
|------------------------------------|-----------------------|-------|
| Power dissipation (Per Dot) | 150 | mW |
| DC Forward Current (Per Dot) | 30 | mA |
| Peak Forward Current [1] (Per Dot) | 140 | mA |
| Reverse Voltage (Per Dot) | 10 | V |
| Operating / Storage Temperature | -40°C To +85°C | |
| Lead Solder Temperature[2] | 260°C For 3-5 Seconds | |

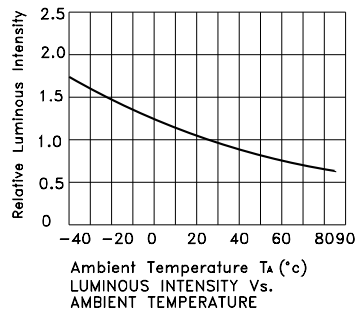
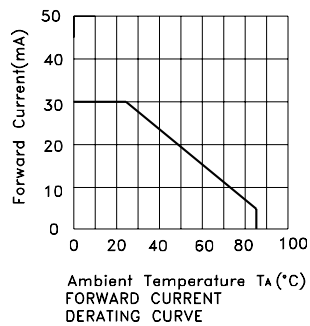
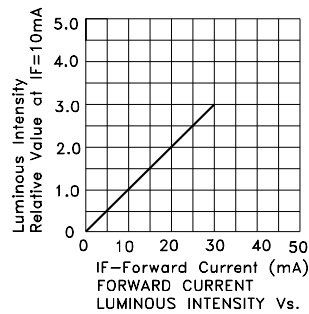
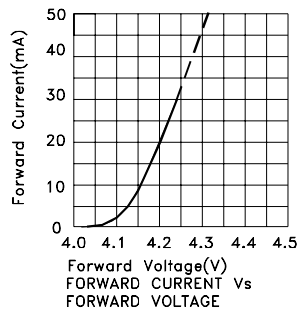
Notes:

1. 1/10 Duty Cycle, 0.1ms Pulse Width.
2. 2mm below package base.



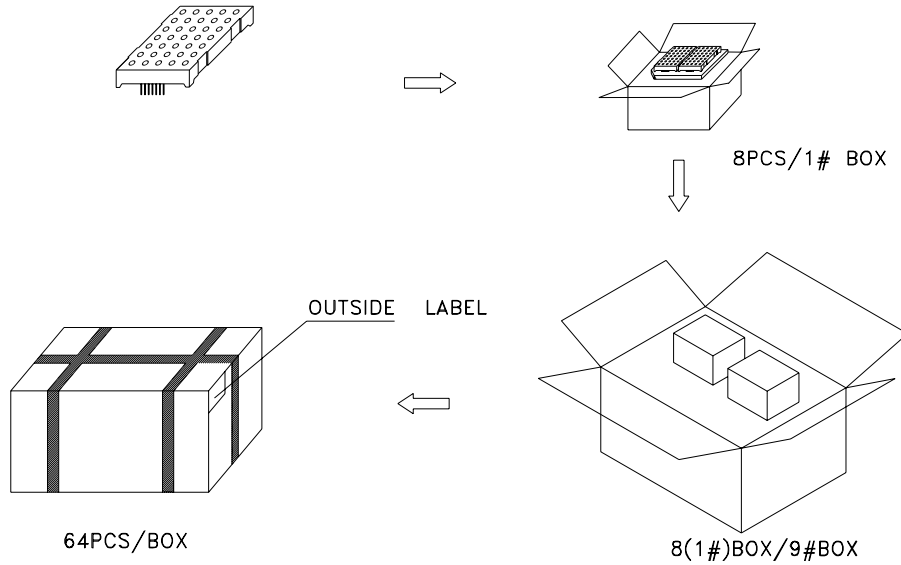
Yellow

TA40-11YWA

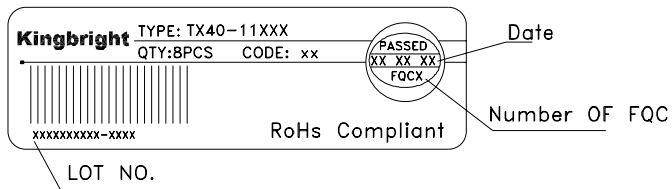


PACKING & LABEL SPECIFICATIONS

TA40-11YWA



Inside LABEL Paste On The IC-tube



Outside LABEL Paste On The Box

