



SERIES MDP-16 SWITCHES

PUSHBUTTON SWITCHES - MODULAR



SPECIFICATIONS

| | |
|-------------------------------|-----------------------------------|
| Contact Rating: | 5A, 250VAC; 8A, 125VAC UL and VDE |
| Life Expectancy (Mechanical): | 50,000 cycles |
| Life Expectancy (Electrical): | 6,000 cycles |
| Contact Resistance: | 100mΩ (initial max) |
| Insulation Resistance: | 50MΩ @ 100V min. |
| Dielectric Strength: | 2000VDC |
| Actuation Force: | 500 grams SPDT 800 grams DPDT |
| Operating Temperature: | -25°C to 55°C |
| Storage Temperature: | -40°C to 70°C |

FEATURES & BENEFITS

- ▶ Modular interface design
- ▶ Attractive front panel design
- ▶ Illuminated options available
- ▶ Robust product for industrial applications

APPLICATIONS/MARKETS

- ▶ Industrial controls
- ▶ Instrumentation
- ▶ Transportation
- ▶ Telecommunications

HOW TO ORDER

| SERIES | FUNCTION STYLE | ACTUATOR CONFIGURATION | ACTUATOR STYLE | CIRCUIT CONFIGURATION | LAMP | ACTUATOR COLOR |
|---------------|---------------------------------|--|---|-----------------------|---|---|
| MDP-16 | EE = Latching OA = Momentary | R = Round S = Square T = Rectangular | 1 = Low Bezel 2 = High Bezel 3 = Flush Mount 5 = Full Guard* | 1 = SPDT 2 = DPDT | 00 = None 01 = 6VAC Incandescent 02 = 14VAC Incandescent 03 = 28VAC Incandescent 04 = 48VAC Incandescent 05 = 60VAC Incandescent 06 = 48VDC Incandescent 07 = Neon 110VAC 08 = Neon 220VAC 09 = LED 6VDC 10 = LED 12VDC 11 = LED 24VDC | R = Red B = Blue G = Green O = Orange Y = Yellow W = White |

* Note: Only offered in square

▶ ▶ ▶ **Example Ordering Number**
MDP-16-OA-S-5-2-09-R

Specifications subject to change without notice.

TACT SWITCHES

NAVIGATION SWITCHES

PUSHBUTTON SWITCHES

TOGGLE SWITCHES

ROCKER SWITCHES

SLIDE SWITCHES

SNAP-ACTION SWITCHES

DIP SWITCHES

KEYLOCK SWITCHES

ROTARY SWITCHES

DETECTOR SWITCHES

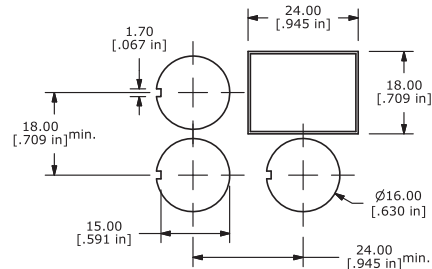
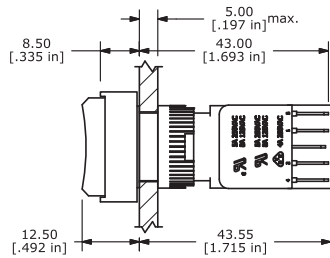
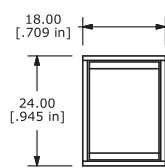
CAP OPTIONS

SERIES MDP-16 SWITCHES

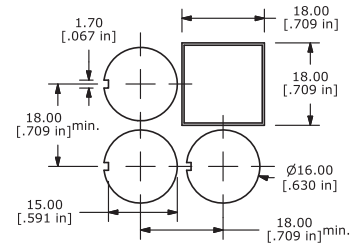
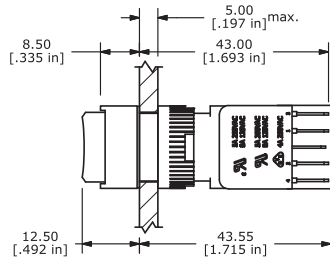
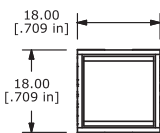
PUSHBUTTON SWITCHES - MODULAR

LOW BEZEL ACTUATOR STYLE

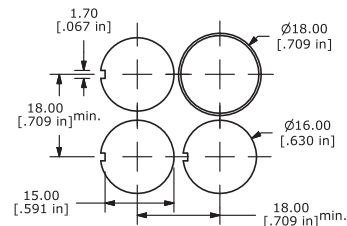
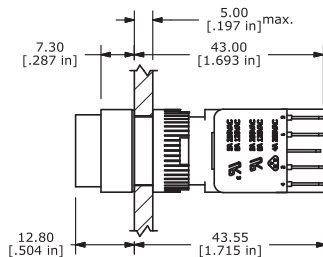
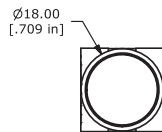
RECTANGULAR



SQUARE

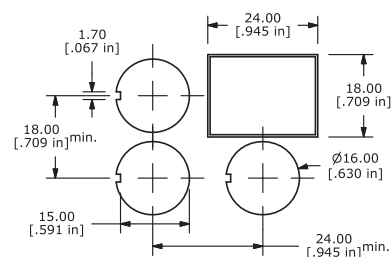
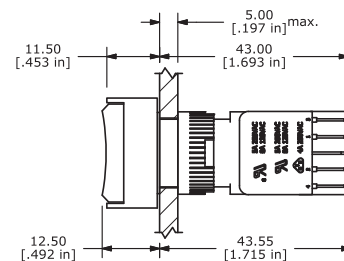
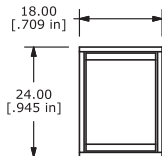


ROUND

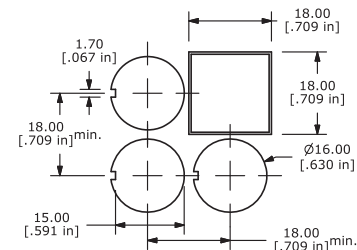
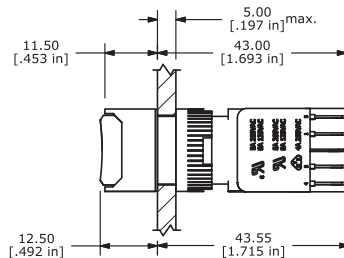
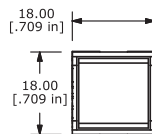


HIGH BEZEL ACTUATOR STYLE

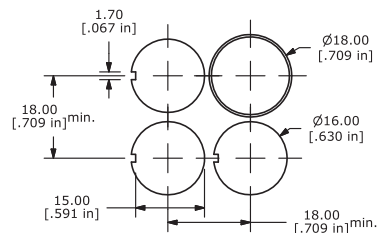
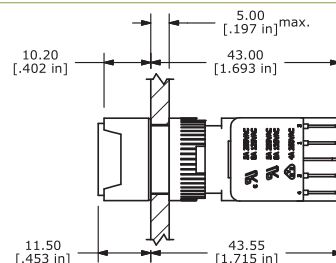
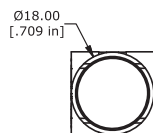
RECTANGULAR



SQUARE



ROUND



TACT SWITCHES

NAVIGATION SWITCHES

PUSHBUTTON SWITCHES

TOGGLE SWITCHES

ROCKER SWITCHES

SLIDE SWITCHES

SNAP-ACTION SWITCHES

DIP SWITCHES

KEYLOCK SWITCHES

ROTARY SWITCHES

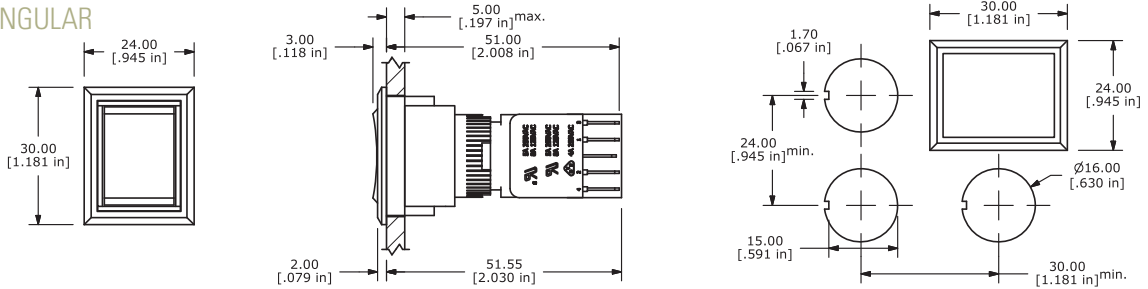
DETECTOR SWITCHES

CAP OPTIONS

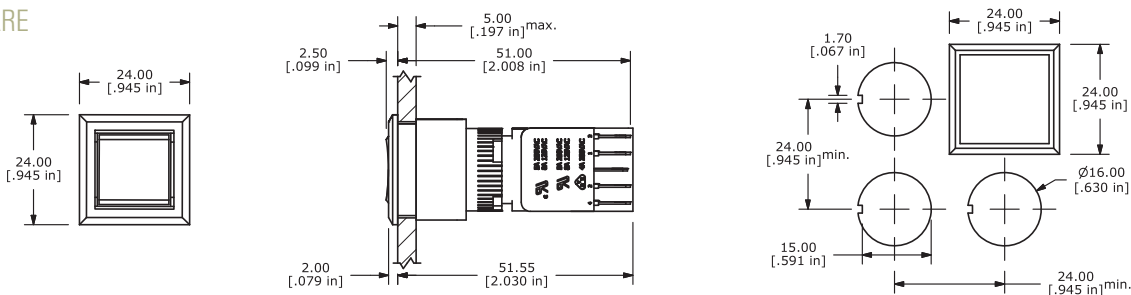


FLUSH MOUNT ACTUATOR STYLE

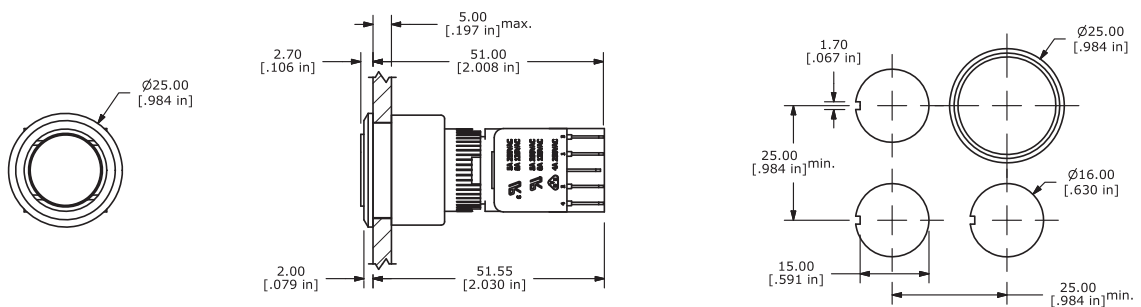
RECTANGULAR



SQUARE

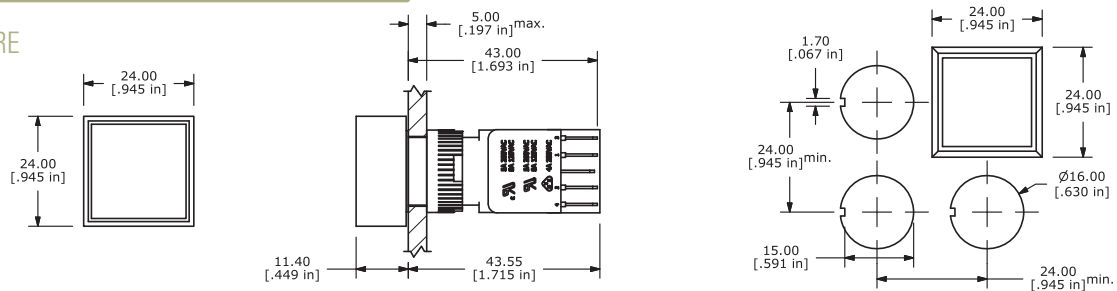


ROUND



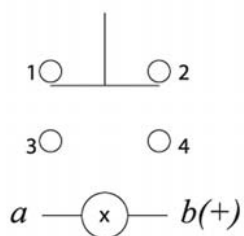
FULL GUARD ACTUATOR STYLE

SQUARE

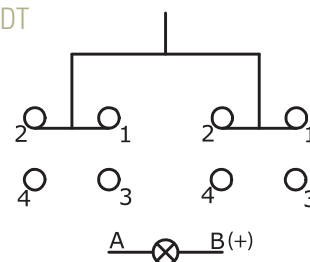


SCHEMATIC

SPDT



DPDT



TACT SWITCHES

NAVIGATION SWITCHES

PUSHBUTTON SWITCHES

TOGGLE SWITCHES

ROCKER SWITCHES

SLIDE SWITCHES

SNAP-ACTION SWITCHES

DIP SWITCHES

KEYLOCK SWITCHES

ROTARY SWITCHES

DETECTOR SWITCHES

CAP OPTIONS