


Stealth Microwave's **SM3436-40L** is an affordable solid state GaAs amplifier designed primarily for the 3.5 GHz Broadband Wireless Access markets. Its compact size and high linearity make it ideally suited for systems using TD-CDMA and WiMAX. The amplifier operates from 3.4 to 3.6 GHz, provides 45 dB of Linear Gain, has a P1dB of +40 dBm, and OFDM output power of 34 dBm at 45dBc ACPR (min).



Features

- Built in Linearizer
- Mis-Match Protected
- Single Power Supply
- Over/Reverse Voltage Protection
- Thermal Protection with Auto Reset

Options

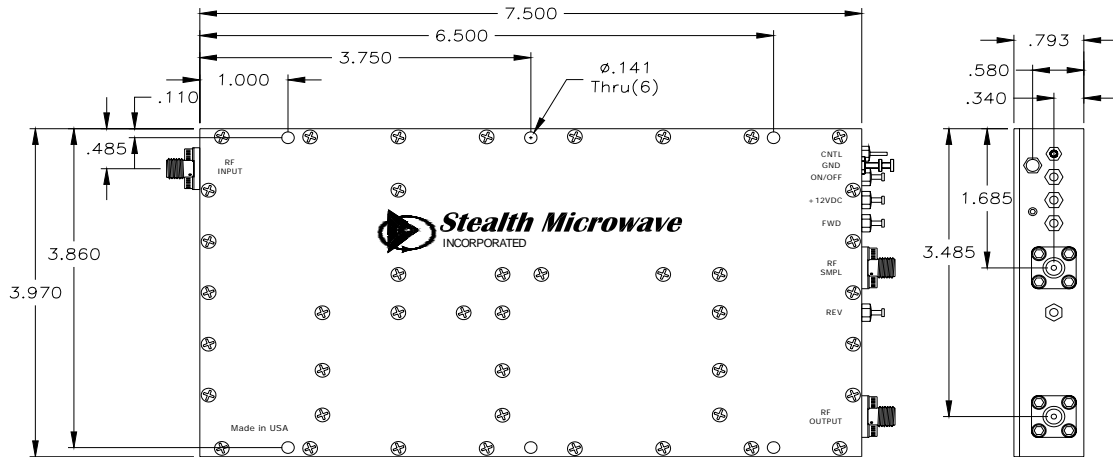
- Forward/Reverse Power Detection
- RF Sample Port
- Fan
- TTL On/Off Control
- Pulse control for TDD applications with $< \mu\text{s}$ rise/ fall time
- Integral Heatsink

Configurations

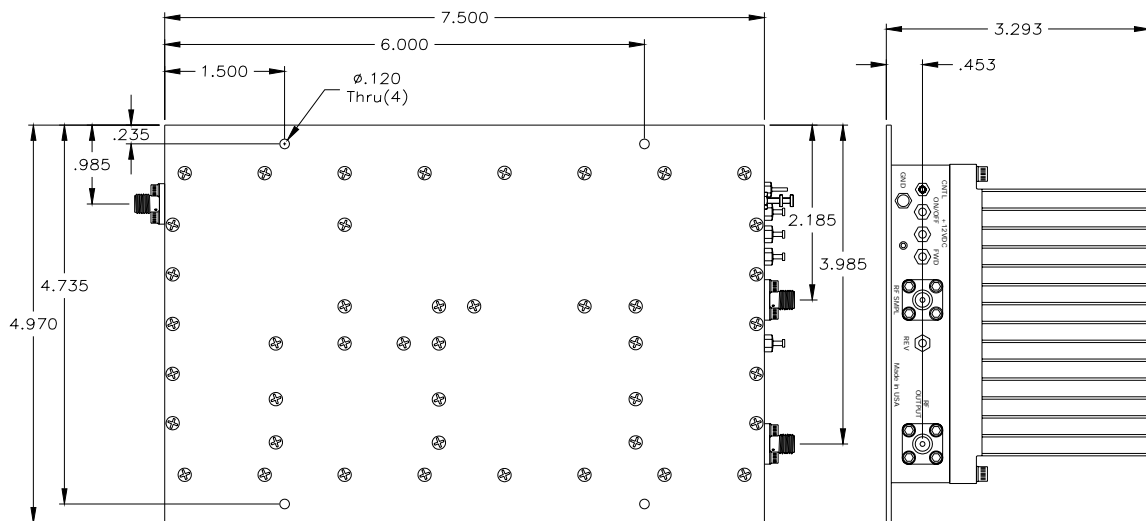
- Module
- 19" Rack
- Bench Top Lab Unit

Parameter	Specification
Frequency Range	3.4 – 3.6 GHz
Pout (P1dB)	+ 38 dBm (typ.)
ACPR for +34dBm 10MHz OFDM output	-45 dBc (min.)
Linear Gain	55 dB \pm 1 dB
Gain Flatness over Full Band	\pm .5 dB
Input/Output Return Loss	-16 dB / -16dB
DC Supply	+ 12 Volts @ 4 Amperes
Harmonic Filter (Optional)	- 55 dBc
Mechanical Dimensions	7.5 x 3.74 x 2.0 inches
RF Connectors	SMA Female
Operating Temperature	0°C to +55°C
Operating Humidity	95% Non-condensing
Operating Altitude	Up to 10,000 feet above Sea Level

DIMENSIONS IN INCHES



DIMENSIONS WITH HEATSINK



Pin	Description	Values
RF INPUT	Input Connector (SMA Female)	- 4 dBm (max.)
RF OUTPUT	Output Connector (SMA Female)	+ 40 dBm @ P1dB
RF SAMPLE	RF Sample Port (SMA Female)	30 dB
GND	Ground Turret	---
FWD	Forward Power Detector	+ 33 dBm Output Power \approx + 2.0 Volts
REV	Reverse Power Detector	∞ VSWR @ + 33 dBm \approx + 5.0 Volts
+12VDC	DC Input Voltage	+ 12 Volts @ 4 Amperes. (operational)
ON/OFF	TTL Logic On/Off	0 Volts = Off, + 5 Volts = On
CNTL	TTL Pulse Control	Rates up to 100 kHz

Specifications subject to change without notice.