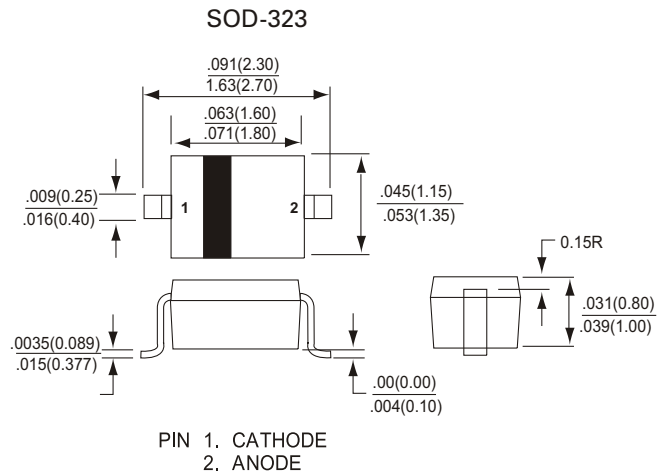


# PSD551H

## SURFACE MOUNT SCHOTTKY BARRIER DIODES

### SMALL SIGNAL SCHOTTKY DIODES 500m AMPERES 30 VOLTS



### FEATURES

- Extremely Fast Switching Speed
- Low Forward Voltage
- Very Small Conduction Losses
- Schottky Barrier Diodes Encapsulated in a SOD-323 Package

### DESCRIPTION

These schottky barrier diodes are designed for high speed Switching applications circuit protection, and voltage clamping, Extremely low forward voltage reduces conduction loss, Miniature surface mount package is excellent for hand held and Portable applications where space is limited

### MAXIMUM RATING (T<sub>A</sub>=25°C unless otherwise noted)

CHARACTERISTICS	SYMBOL	PSD551H	UNITS
Reverse Voltage	V <sub>R</sub>	30	Volts
Average Rectified Forward Current	I <sub>F(AV)</sub>	500	mA
Peak Forward Surge Current <sup>(1)</sup>	I <sub>FSM</sub>	2.0	Amps
Operating Junction Temperature Range	T <sub>J</sub>	-40 to +125	°C
Storage Temperature Range	T <sub>stg</sub>		

### ELECTRICAL CHARACTERISTICS (T<sub>A</sub>=25°C unless otherwise noted)

CHARACTERISTICS	SYMBOL	Min	Max	UNITS
Reverse Breakdown Voltage (I <sub>R</sub> = 100A μ)	V <sub>(BR)R</sub>	30		Volts
Forward Voltage I <sub>F</sub> = 100mA I <sub>F</sub> = 500mA	V <sub>F</sub>		0.36 0.47	Volts
Reverse Leakage V <sub>R</sub> = 20V	I <sub>r</sub>		100	μA dc

NOTE :  
1. 60Hz for 1 ∞

### Device Marking

Item	Equivalent Circuit diagram
PSD551H	1 ○ — <— ○ 2

# PSD551H

## SURFACE MOUNT SCHOTTKY BARRIER DIODES

### Electrical characteristic curves (Ta=25°C)

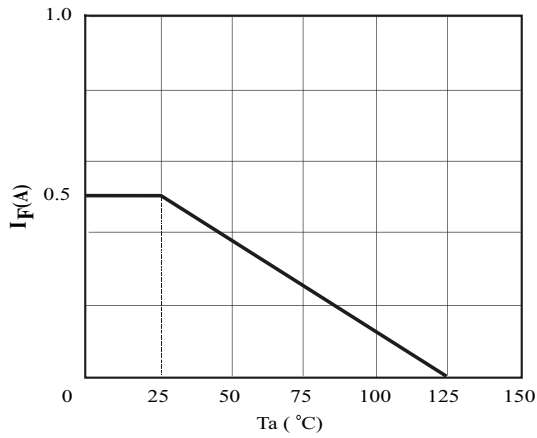


Fig.4 Derating curve

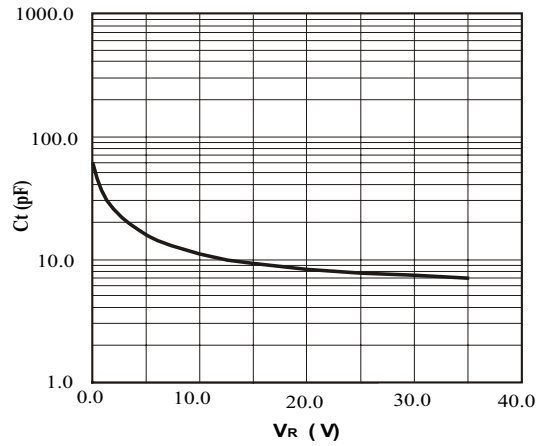


Fig.3 Capacitance between terminals characteristics

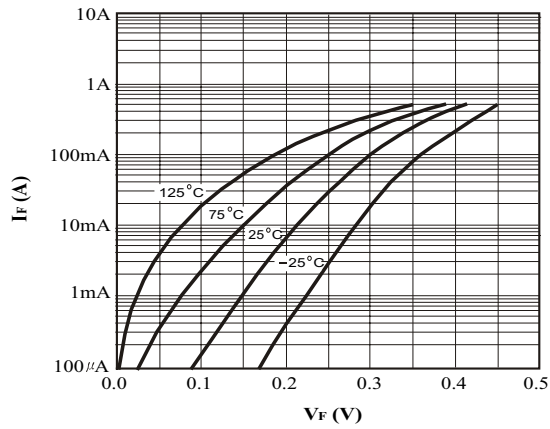


Fig.1 Forward characteristics

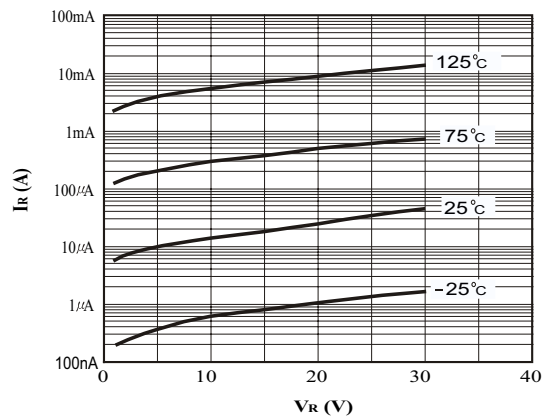


Fig.2 Reverse characteristics