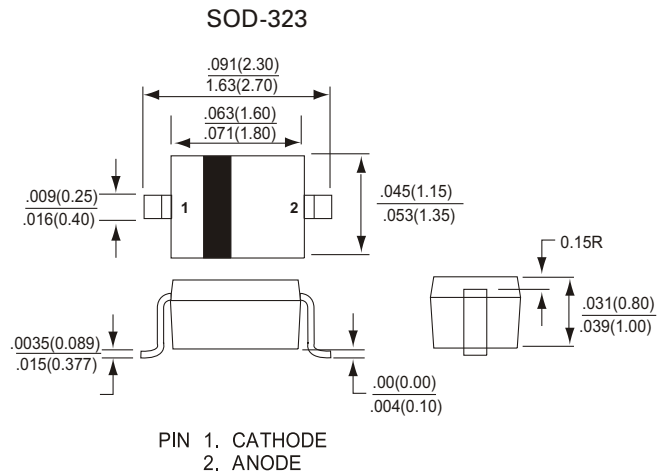


PSD500H

SURFACE MOUNT SCHOTTKY BARRIER DIODES

SCHOTTKY BARRIER RECTIFIER 100m AMPERES 40 VOLTS



FEATURES

- Extremely Low V_F
- Very Small Conduction Losses
- Schottky Barrier Diodes Encapsulated in SOD-323 Package

MAXIMUM RATING

CHARACTERISTICS	SYMBOL	PSD500H	UNITS
Reverse Breakdown Voltage	V_R	40	Volts
Average Rectified Forward Current	I_o	100	mAmps
Peak Forward Surge Current (8.3ms 1/2 Sine Wave)	I_{FSM}	1.0	Amps
Storage Temperature	T_{stg}	-40 to +125	$^{\circ}C$

ELECTRICAL CHARACTERISTICS ($T_A = 25^{\circ}C$)

CHARACTERISTICS	SYMBOL	Min	Max	UNITS
Reverse Breakdown Voltage $I_R = 100 \mu A$	$V_{(BR)R}$	40		Volts
Maximum Instantaneous Forward $I_F = 100mA$	V_F		0.45	Volts
Maximum Instantaneous Reverse Current ($V_R = 10V$)	I_R		1.0	μA mps
Typical Junction Capacitance ($V_R = 10V, f = 1MHz$)	C_J		20	pF

PSD500H

SURFACE MOUNT SCHOTTKY BARRIER DIODES

Electrical Characteristics Curves ($T_a=25^\circ\text{C}$ unless specified otherwise)

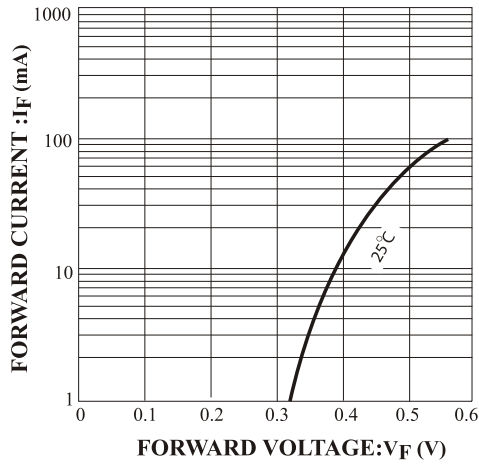


FIG. 1 Forward Characteristics

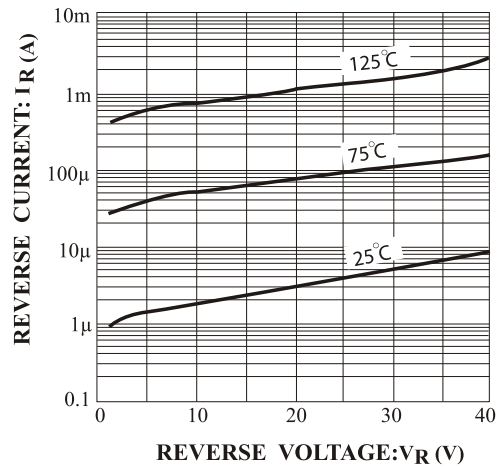


FIG. 2 Reverse Characteristics

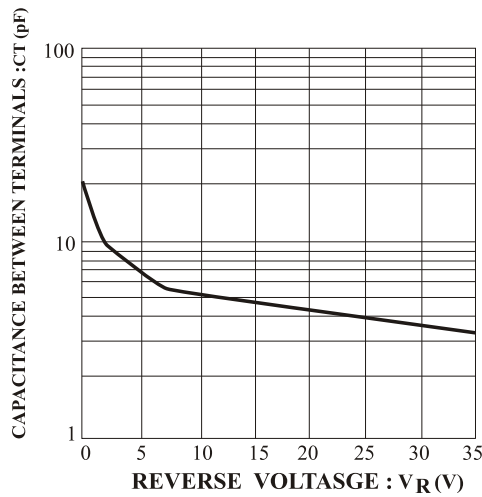


FIG. 3 Capacitance Between Terminals Characteristics

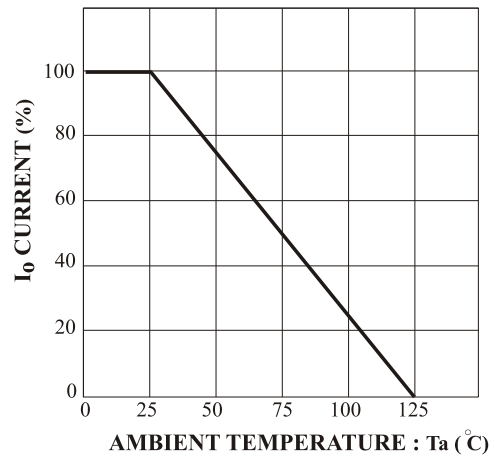


FIG. 4 Derating Curve
(mounting on glass epoxy PCBs)