

Features

- High impedance value
- Current rating up to 400 mA
- RoHS compliant*

Applications

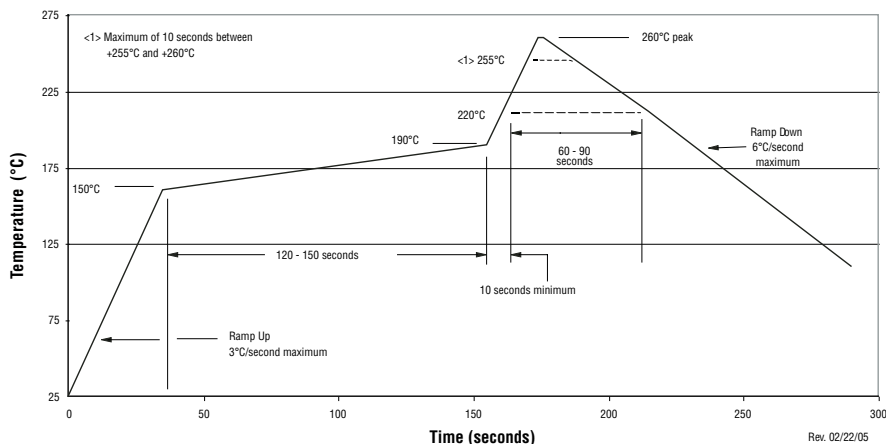
- Noise suppression
- Personal computers
- Display panels

SRF3216 Series - Common Mode Chip Inductors

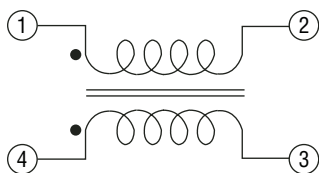
Electrical Specifications

Bourns Part No.	Impedance @ 100 MHz		Rated Voltage (DC)	Withstanding Voltage (DC)	Insulation Resistance (MΩ)	DCR Max. (Ω)	IDC Max. (mA)
	(Ω)	Tolerance (%)					
SRF3216-900Y	90	±30%	50	125	10	0.30	400
SRF3216-161Y	160	±30%	50	125	10	0.35	350
SRF3216-221Y	220	±30%	50	125	10	0.45	300
SRF3216-261Y	260	±30%	50	125	10	0.45	300
SRF3216-601Y	600	±30%	50	125	10	0.80	300
SRF3216-102Y	1000	±30%	50	125	10	1.00	230
SRF3216-222Y	2200	±30%	50	125	10	1.20	200

Soldering Profile



Electrical Schematic



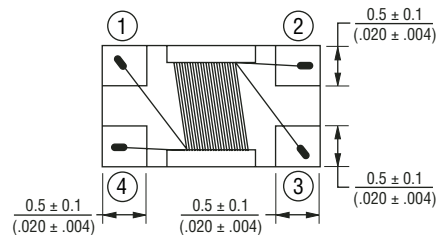
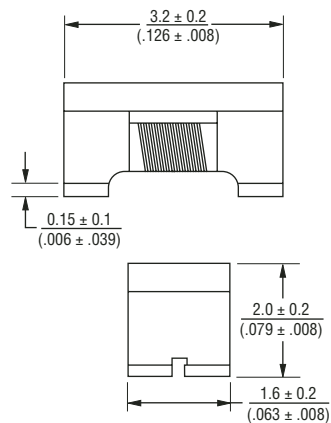
General Specifications

Reflow soldering.....230 °C; 50 sec max.
 Operating Temperature ..-55 °C to +125 °C
 (Temperature rise included)
 Storage Temperature...-55 °C to +125 °C
 Resistance to Soldering Heat
260 °C, 10 sec. max.

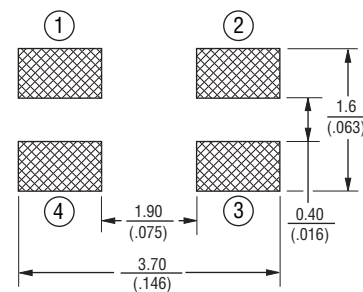
Materials

Core.....Ferrite
 Wire.....Enameled copper
 Terminal.....Ag/Ni/Sn
 Packaging.....2000 pcs. per reel

Product Dimensions



Recommended Layout



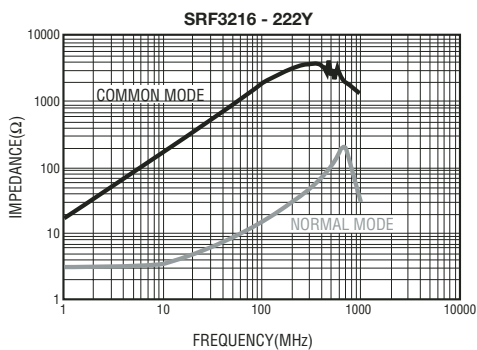
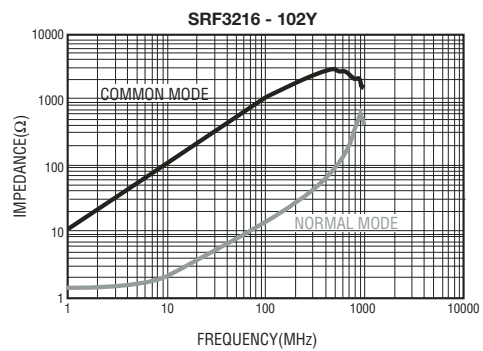
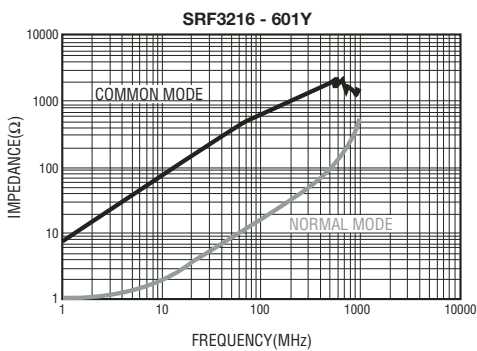
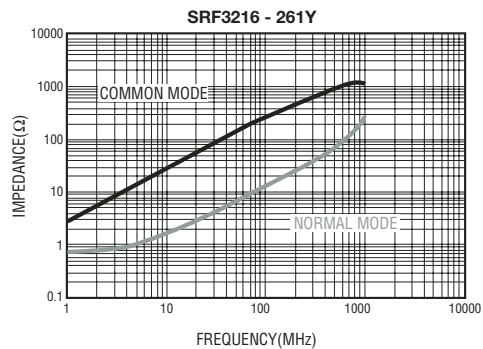
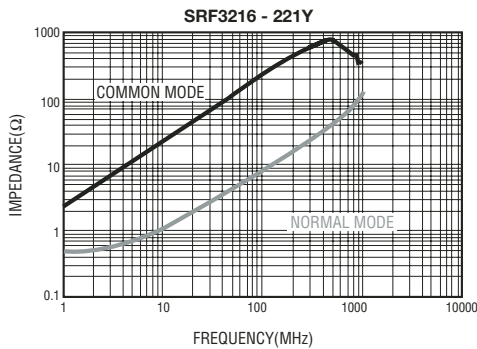
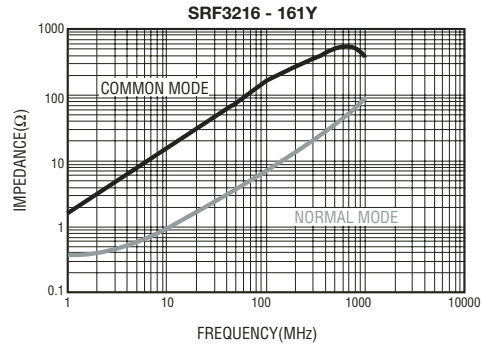
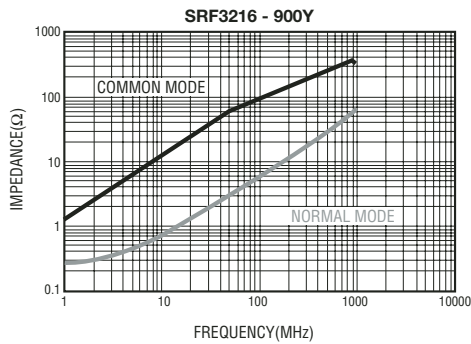
DIMENSIONS: $\frac{\text{MM}}{\text{(INCHES)}}$

*RoHS Directive 2002/95/EC Jan 27 2003 including Annex
 Specifications are subject to change without notice.
 Customers should verify actual device performance in their specific applications.

SRF3216 Series - Common Mode Chip Inductors

BOURNS®

Impedance vs. Frequency




Specifications are subject to change without notice. Customers should verify actual device performance in their specific applications.

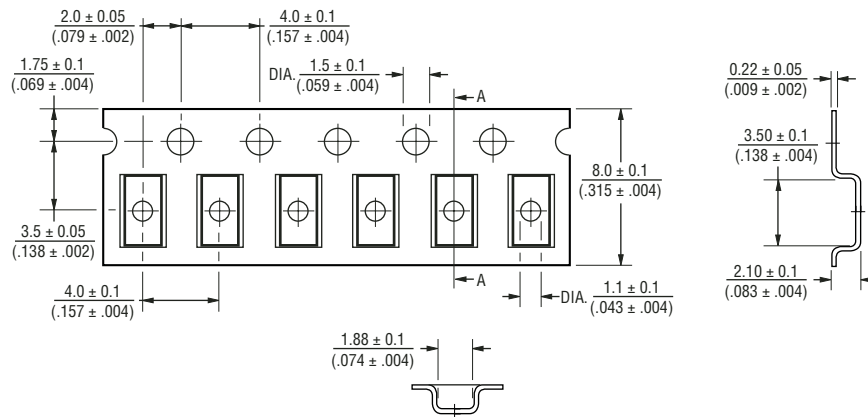
SRF3216 Series - Common Mode Chip Inductors

BOURNS®

Packaging Specifications



DIMENSIONS: $\frac{\text{MM}}{\text{(INCHES)}}$



USER DIRECTION OF FEED →

QTY: 2000 PCS. PER REEL