

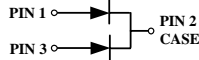
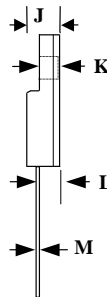
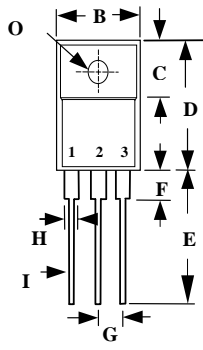


**FRONTIER
ELECTRONICS CO., LTD.**

16A DUAL SCHOTTKY BARRIER RECTIFIERS

**SRF16-03CT
THRU
SRF16-10CT**

CASE : ITO-220AB(SRF16-xx) , FULLY INSULATED PACKAGE



	MILLIMETERS	
	MIN	MAX
B	9.72	10.27
C	6.30	6.90
D	14.50	15.50
E	13.00	13.80
F	-	4.1
G	2.41	2.67
H	-	1.52
I	-	0.9
J	-	4.8
K	-	3.1
L	2.5	2.9
M	-	0.8
O		Ø 3.4

FEATURES

- EXTREMELY LOW VF
- LOW STORED CHARGE, MAJORITY CARRIER CONDUCTION
- LOW POWER LOSS / HIGH EFFICIENCY
- UL 94V0 FLAME RETARDANT EPOXY MOLDING COMPOUND

MECHANICAL DATA

- CASE : TRANSFER MOLDED
- LEADS : SOLDERABLE PER MIL-STD-202,METHOD 208
- POLARITY : AS MARKED
- WEIGHT : 2.05 GRAMS

MAXIMUM RATINGS AND ELECTRICAL CHARACTERISTICS
RATINGS AT 25°C AMBIENT TEMPERATURE UNLESS OTHERWISE SPECIFIED
SINGLE PHASE, HALF WAVE, 60 HZ, RESISTIVE OR INDUCTIVE LOAD.
FOR CAPACITIVE LOAD, DERATE CURRENT BY 20%

RATINGS	SYMBOL	SRF16-03CT	SRF16-035CT	SRF16-04CT	SRF16-045CT	SRF16-05CT	SRF16-06CT	SRF16-08CT	SRF16-09CT	SRF16-10CT	UNITS
MAXIMUM RECURRENT PEAK REVERSE VOLTAGE	V_{RRM}	30	35	40	45	50	60	80	90	100	V
MAXIMUM RMS VOLTAGE	V_{RMS}	21	24	28	31	35	42	56	63	70	V
MAXIMUM DC BLOCKING VOLTAGE	V_{DC}	30	35	40	45	50	60	80	90	100	V
MAXIMUM AVERAGE FORWARD RECTIFIED CURRENT PER LEG SEE FIG.1	I_O	16.0 8.0									A
PEAK FORWARD SURGE CURRENT, 8.3ms SINGLE HALF SINE-WAVE SUPERIMPOSED ON RATED LOAD PER LEG	I_{FSM}	150									A
STORAGE TEMPERATURE RANGE	T_{STG}	- 55 TO + 150									°C
OPERATING TEMPERATURE RANGE	T_{OP}	- 55 TO + 125									°C

ELECTRICAL CHARACTERISTICS (A_T T_A =25°C UNLESS OTHERWISE NOTED)

CHARACTERISTICS	SYMBOL	SRF16-03CT	SRF16-035CT	SRF16-04CT	SRF16-045CT	SRF16-05CT	SRF16-06CT	SRF16-08CT	SRF16-09CT	SRF16-10CT	UNITS
MAXIMUM FORWARD VOLTAGE AT 8A PER LEG	V_F	0.60			0.70		0.85				V
MAXIMUM REVERSE CURRENT AT 25°C PER LEG (NOTE 1)	I_R	5.0									mA
MAXIMUM REVERSE CURRENT AT 100°C PER LEG (NOTE 1)	I_R	50.0									mA

THERMAL CHARACTERISTICS (T_C =25°C UNLESS OTHERWISE NOTED)

PARAMETER	SYMBOL	SRF16	UNITS
TYPICAL THERMAL RESISTANCE JUNCTION TO CASE PER LEG	$R_{\theta jc}$	5.0	°C/W

NOTES : 1. PULSE TEST: 300µS PULSE WIDTH, 1% DUTY CYCLE

RATINGS AND CHARACTERISTIC CURVES SRF16-03CT THRU SRF16-10CT

FIG. 1 - FORWARD DERATING CURVE

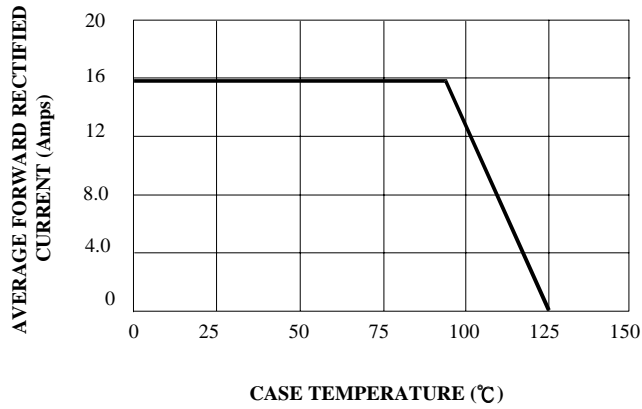


FIG. 2 - PEAK FORWARD SURGE CURRENT

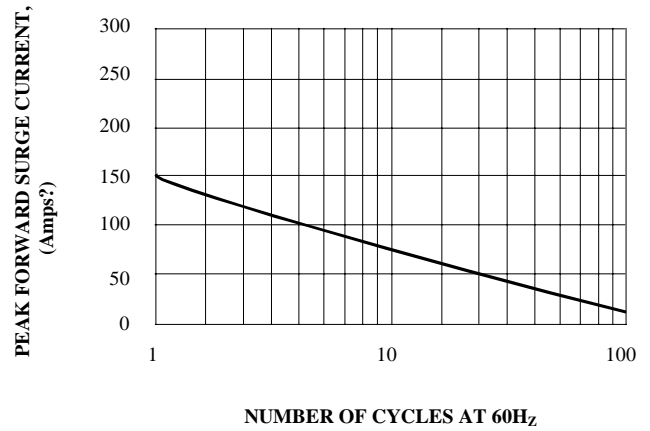


FIG. 3 - TYPICAL REVERSE CHARACTERISTICS

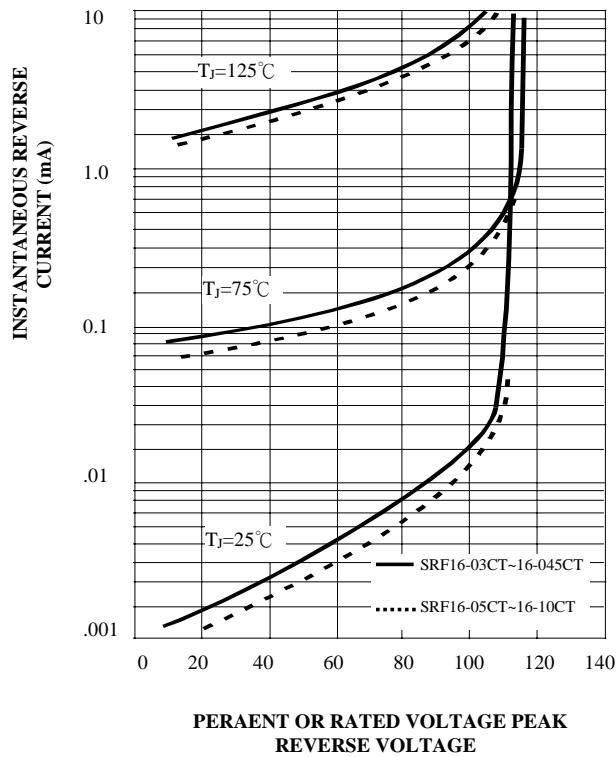


FIG. 5 - TYPICAL FORWARD CHARACTERISTIC

