



453-463 MHz Saw Duplexer

P/N: AM453-463SD330

Tx → Ant		Specifications		
Parameters Description	Condition [MHz]	Minimum	Typical	Maximum
Insertion Loss	451.3 ~ 455.8	-	2.2 dB	2.8* dB
VSWR	451.3 ~ 455.8	-	1.3	2.0 dB
Absolute Attenuation	0.3 ~ 440.0	25 dB	27 dB	-
	461.3 ~ 465.8	37* dB	55 dB	-
	465.8~ 1700.0	23 dB	26 dB	-
	1700.0 ~ 2000.0	10 dB	16 dB	-
Ant → Rx		Specifications		
Parameters Description	Condition [MHz]	Minimum	Typical	Maximum
Insertion Loss	461.3~ 465.8	-	2.6 dB	4.3
VSWR	461.3 ~ 465.8	-	1.3	2.2
Absolute Attenuation	0.3 ~ 451.3	20 dB	25 dB	-
	451.3 ~ 455.8	38* dB	52 dB	-
	485.0 ~ 507.5	25 dB	30 dB	-
	507.5 ~ 1200.0	20 dB	30 dB	-
	1200.0 ~ 2000.0	25 dB	47 dB	-
Tx → Rx		Specifications		
Parameters Description	Condition [MHz]	Minimum	Typical	Maximum
Isolation	451.3 ~ 455.8	42* dB	53 dB	-
	461.3~ 465.8	38* dB	58 dB	-
Parameters Description	Minimum	Typical	Maximum	
Operation Temperature Range	-30°C	-	+80°C	
Storage Temperature Range	-40°C	-	+85°C	
Maximum DC Voltage	0 V			
Maximum Input Power	1.0 W > 50000 Hours, CW tone(Ta= +50°C) W			
Input Impedance	50Ω			
Output Impedance	50Ω			
Package type & size	K2			
Length x Width	5.0 x 5.0 mm ²			
Height	1.8 mm			

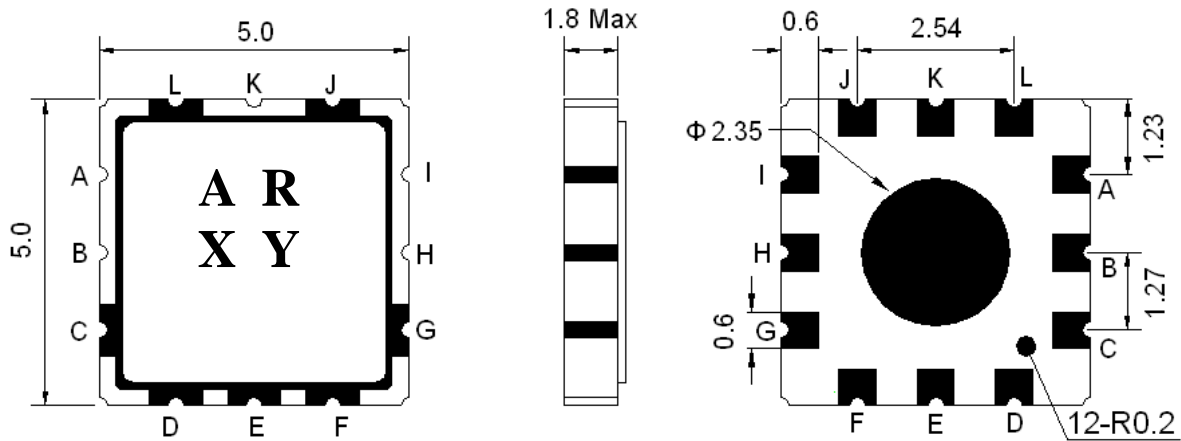
Note: *: -10°C ~ +60°C



453-463 MHz Saw Duplexer

P/N: AM453-463SD330

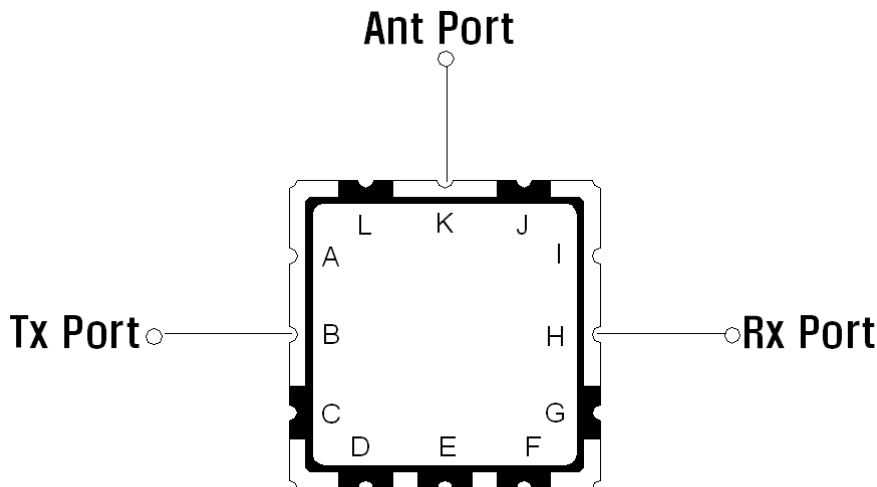
Package Dimensions:



Marking Descriptions	
A	Application
R	Series Number
X	Date Code(Year)
Y	Date Code(Month)

Pin Description	
A, C, D, E, F, G, I, J, L	Ground
H	Receiver
K	Antenna
B	Transmitter

Testing Environment:



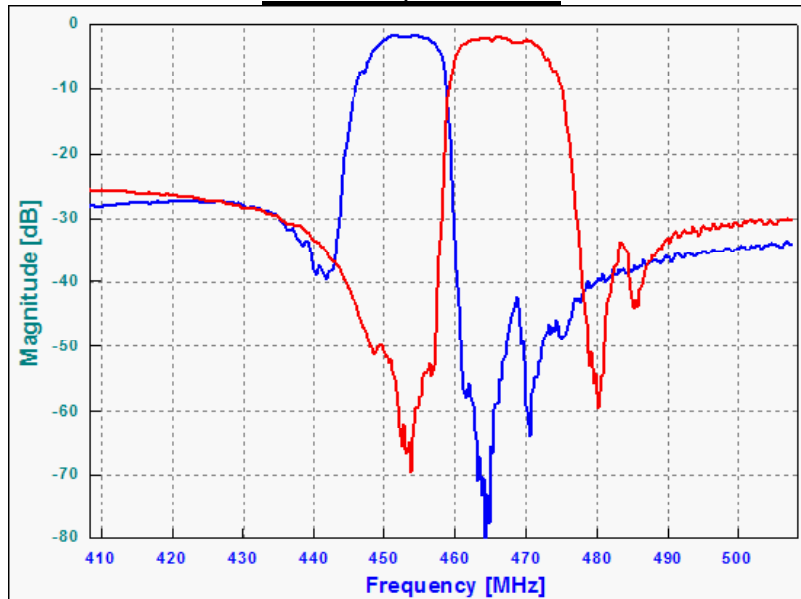


453-463 MHz Saw Duplexer

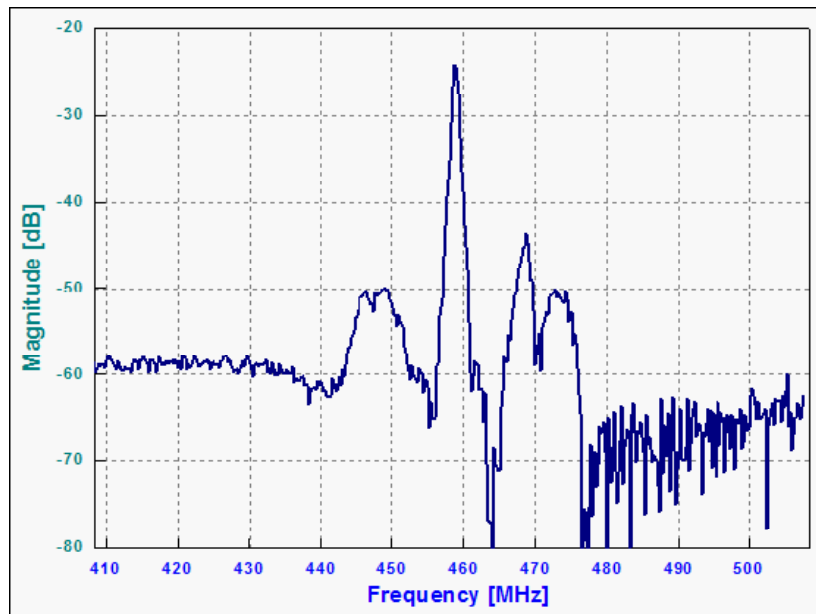
P/N: AM453-463SD330

Frequency Characteristics:

Tx to Ant, Ant to Rx



Tx to Rx Isolation

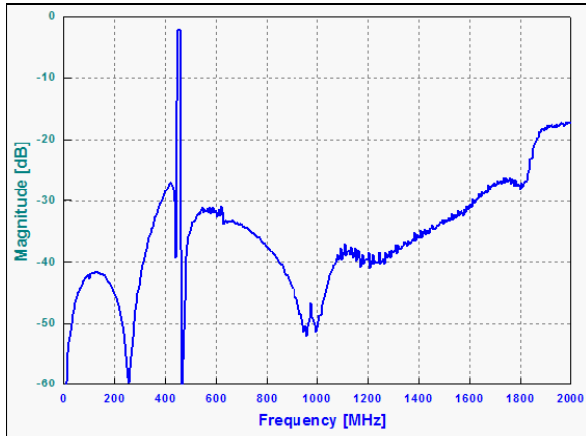




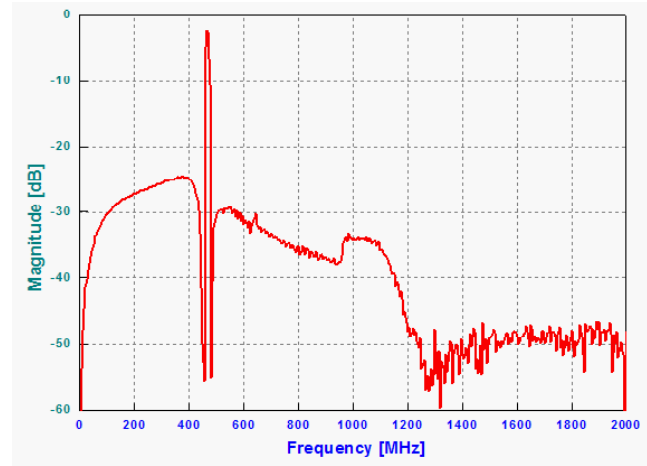
453-463 MHz Saw Duplexer

P/N: AM453-463SD330

Tx to Ant

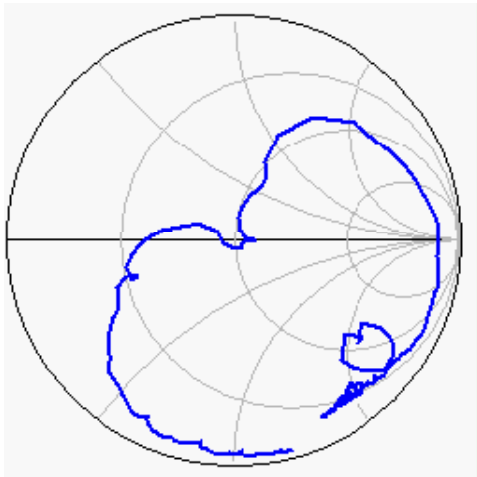


Ant to Rx

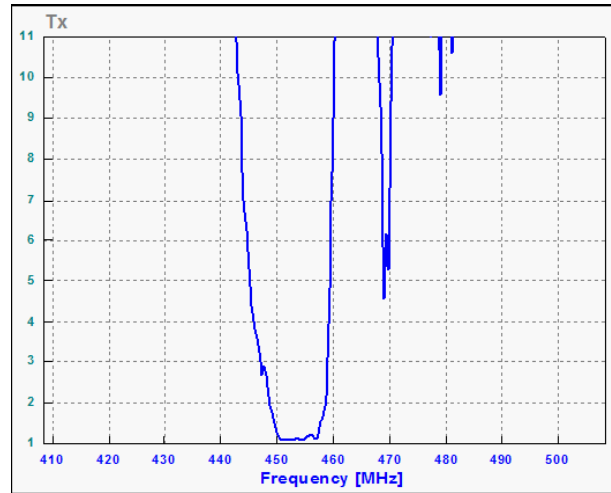


Tx Port

Smith Chart



VSWR



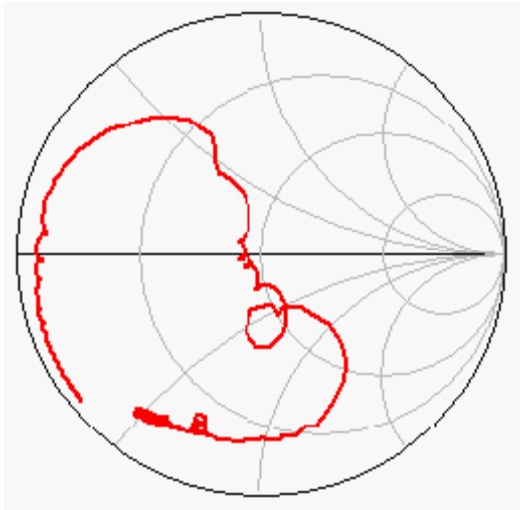


453-463 MHz Saw Duplexer

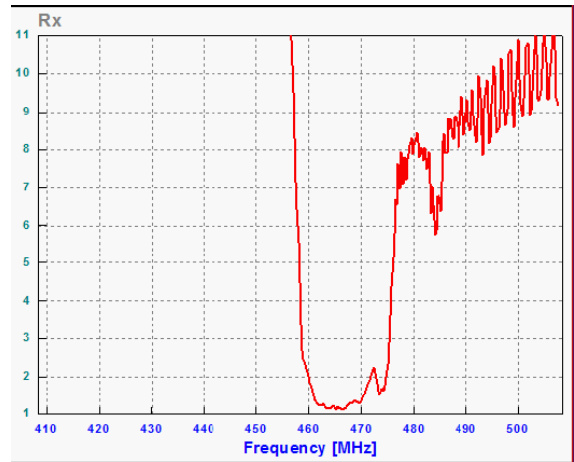
P/N: AM453-463SD330

Rx Port

Smith Chart

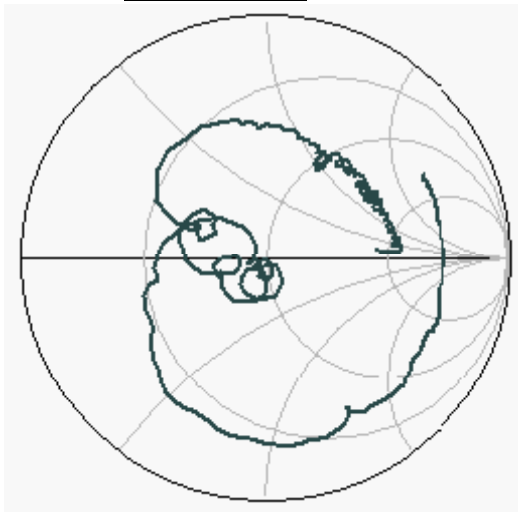


VSWR



Ant Port

Smith Chart



VSWR

