

HA17904 Series

Dual Operational Amplifier

REJ03D0688-0100
(Previous: ADE-204-046)
Rev.1.00
Jun 15, 2005

Description

HA17904 is dual operational amplifier which, provide internal phase compensation and high gain, and mono power source operation is possible. It can be widely applied to control equipment and to general use.

Features

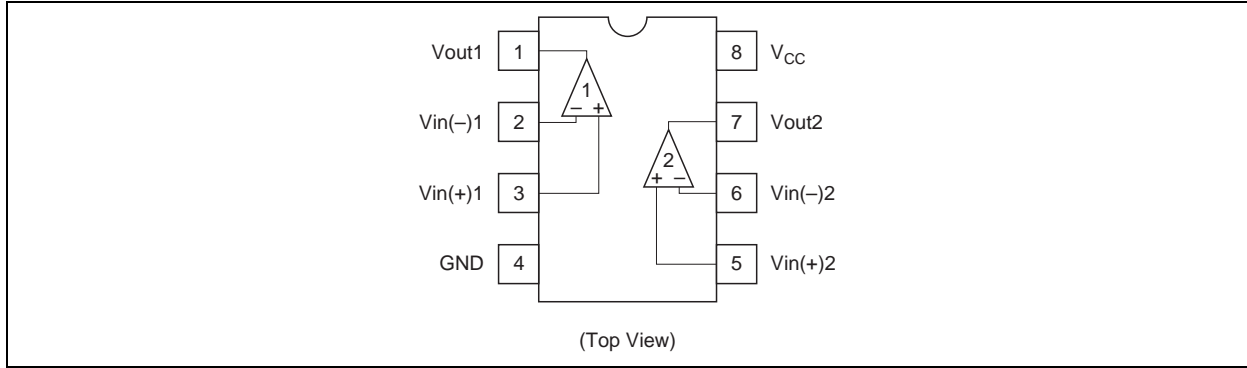
- Wide range of operating supply voltage and mono power source operation is possible.
- Wide range of common mode input voltage possible to operate with an input around 0V, and output around 0V is available.
- Frequency characteristics and input bias current are temperature compensated.

Ordering Information

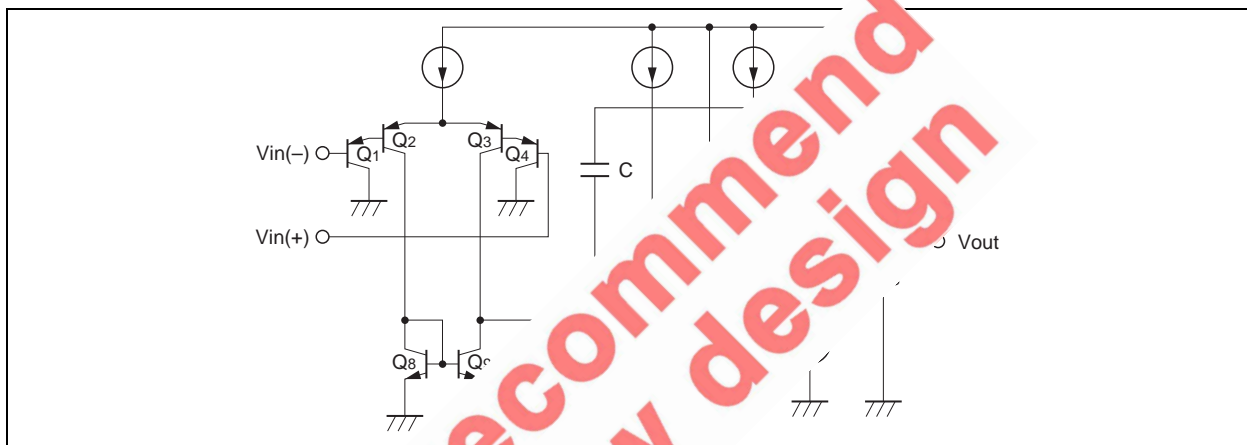
Type No.	Application	(Previous Code)
HA17904PSJ	Car use	(FP-8B)
HA17904FPJ		(FP-8DGV)
HA17904FPK		(FP-8B) (FP-8DGV)

**Not recommended
for new design**

Pin Arrangement



Circuit Schematic (1/2)



Absolute Maximum Ratings

(Ta = 25°C)

Item	Symbol	Ratings			Unit
		HA17904PSJ	HA17904FPJ	HA17904FPK	
Supply voltage	V _{CC}	32	32	32	V
Output sink current	I _{O sink}	50	50	50	mA
Common-mode input voltage	V _{CM}	-0.3 to V _{CC}	-0.3 to V _{CC}	-0.3 to V _{CC}	V
Common-mode differential voltage	V _{IN(diff)}	±V _{CC}	±V _{CC}	±V _{CC}	V
Power dissipation	P _T	570* ¹	385* ²	385* ²	mW
Operating temperature range	Topr	-40 to +85	-40 to +85	-40 to +125	°C
Storage temperature range	Tstg	-55 to +125	-55 to +125	-55 to +150	°C

Notes: 1. These are the allowable values up to Ta = 55 °C. Derate by 8.3mW/°C above that temperature.

2. These are the allowable values up to Ta = 45 °C mounting on 30% wiring density glass epoxy board. Derate by 7.14mW/°C above that temperature.

Electrical Characteristics 1

(V_{CC} = +15V, Ta = 25°C)

Item	Symbol	Min	Typ	Max	Unit	Test Conditions
Input offset voltage	V _{IO}	—	3	—	mV	R _S = 50Ω, R _f = 50kΩ
Input offset current	I _{IO}	—	5	—	nA	I _{IO} = I _{I(+)} - I _{I(-)}
Input bias current	I _{IB}	—	30	—	nA	V _{IN} = 0V
Power source rejection ratio	PSRR	—	—	—	dB	R _S = 1kΩ, R _f = 100kΩ
Voltage gain	A _{VD}	75	—	—	—	R _L = ∞, R _S = 1kΩ, R _f = 100kΩ
Common mode rejection ratio	CMR	—	—	—	—	R _S = 50Ω, R _f = 5kΩ
Common mode input voltage range	V _{CM(+)}	—	—	—	V	R _S = 1kΩ, R _f = 100kΩ
	V _{CM(-)}	—	—	—	V	R _S = 1kΩ, R _f = 100kΩ
Peak-to-peak output voltage	V _{OP}	—	—	—	V	f = 100Hz, R _L = 20kΩ, R _S = 1kΩ, R _f = 100kΩ
Output source current	—	—	—	—	mA	V _{IN+} = 1V, V _{IN-} = 0V, V _{OH} = 10V
Output sink current	—	—	—	—	mA	V _{IN-} = 1V, V _{IN+} = 0V, V _{OL} = 2.5V
Output sink current	—	—	50	—	μA	V _{IN-} = 1V, V _{IN+} = 0V, V _{out} = 200mV
Supply current	—	—	0.8	2	mA	V _{IN} = GND, R _L = ∞
Slew rate	—	—	0.2	—	V/μs	R _L = ∞, V _{CM} = 7.5V, f = 1.5kHz
Channel separation	—	—	120	—	dB	f = 1kHz

Electrical Characteristics

(V_{CC} = +15V, Ta = -40 to +125°C)

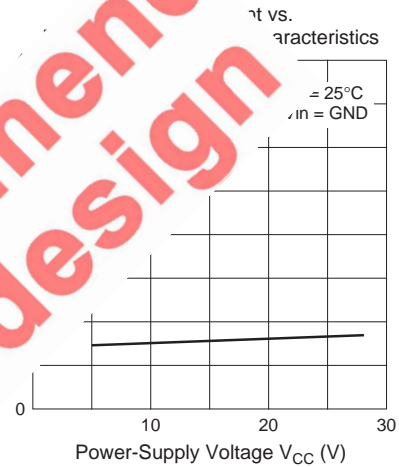
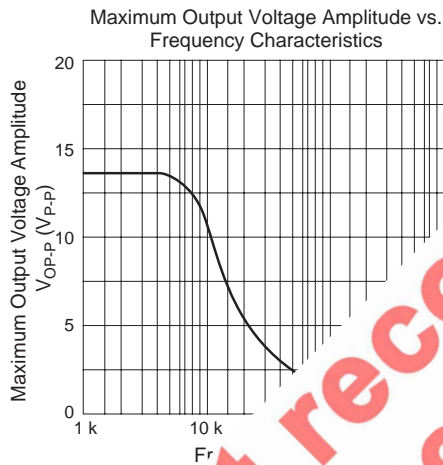
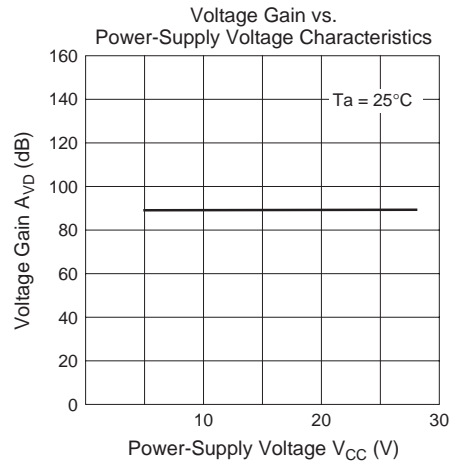
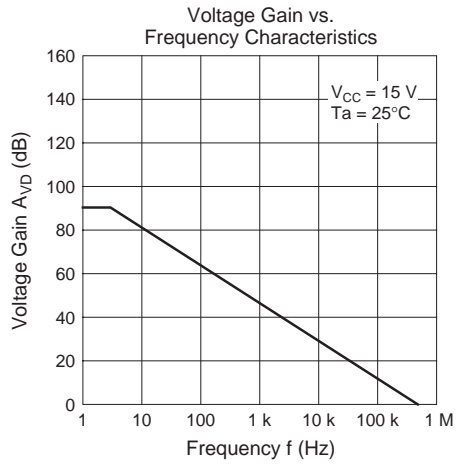
Item	Symbol	Min	Typ	Max	Unit	Test Conditions
Input offset voltage	V _{IO}	—	—	7	mV	V _{CM} = 7.5V, R _S = 50Ω, R _L = 50kΩ
Input offset current	I _{IO}	—	—	200	nA	V _{CM} = 7.5V, I _{IO} = I _{I(+)} - I _{I(-)}
Input bias current	I _{IB}	—	—	500	nA	V _{CM} = 7.5V
Common mode input voltage range	V _{CM}	0	—	13.0	V	R _S = 1kΩ, R _f = 100kΩ
Supply current	I _{CC}	—	—	4	mA	V _{IN} = GND, R _L = ∞

Note: As for the characteristic curve, refer to HA17904FPK.

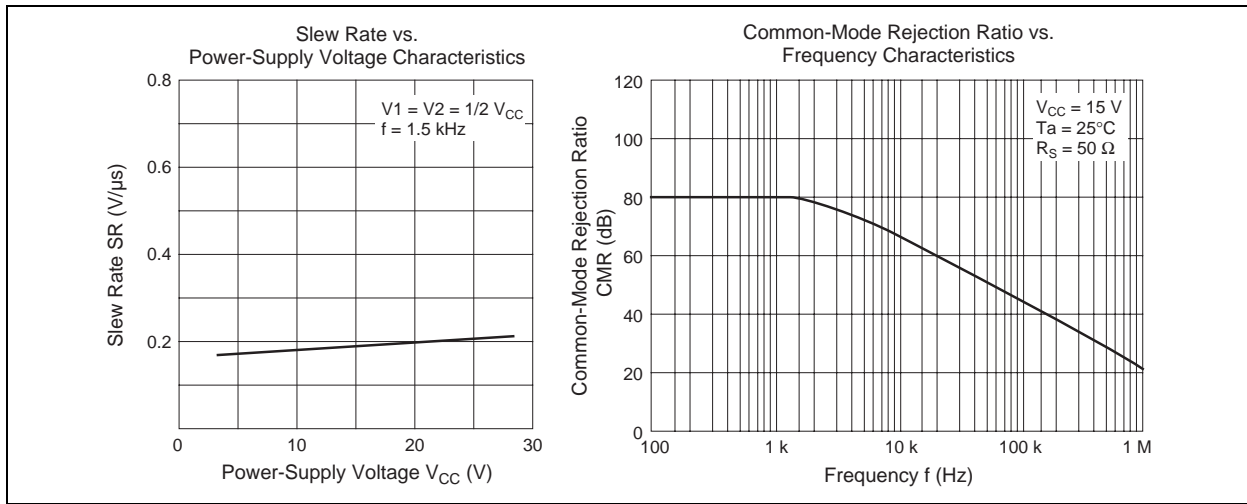
Characteristic Curves



Not recommended for new design

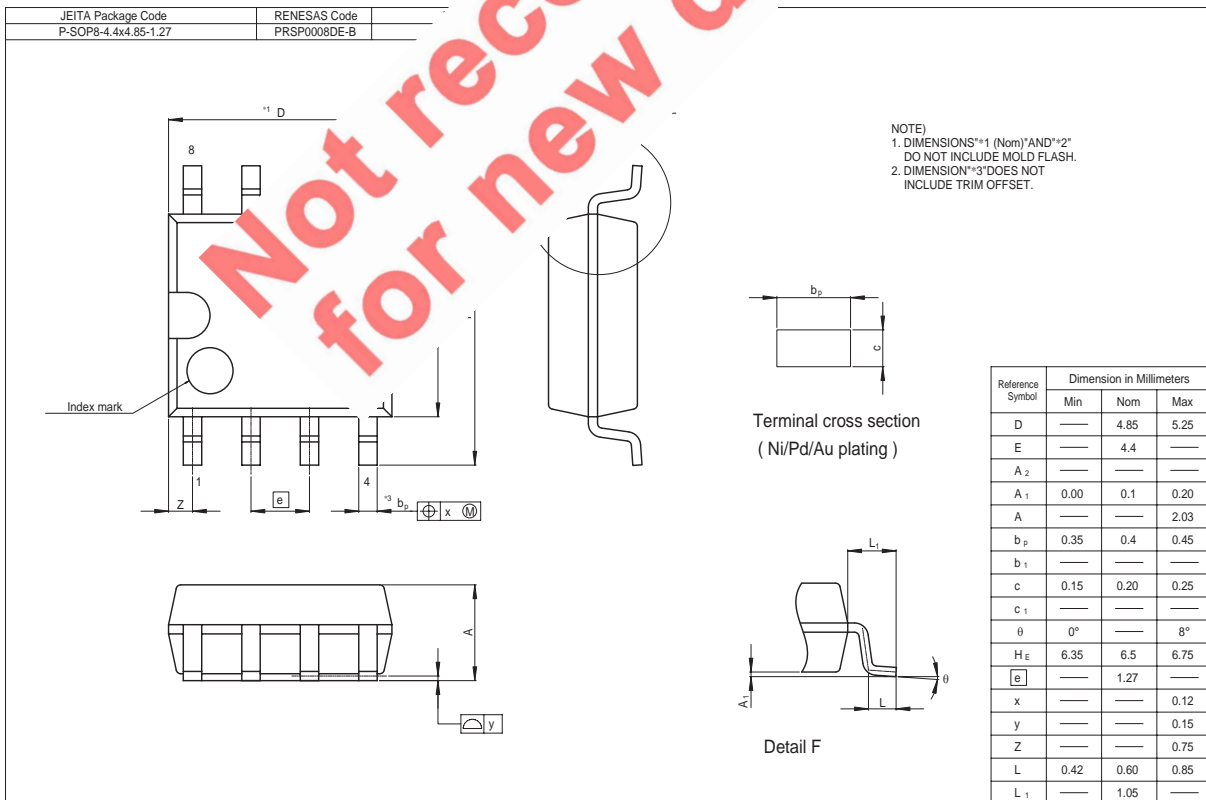
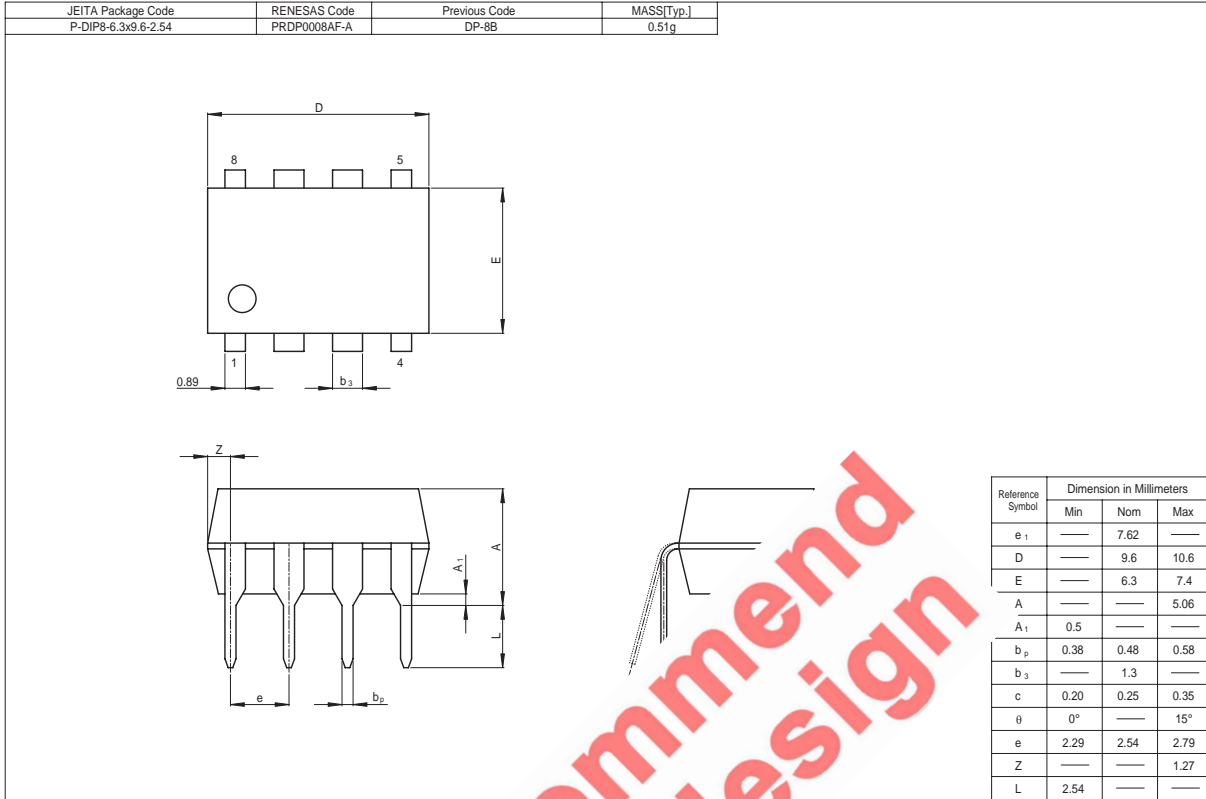


Not recommend for new design



**Not recommend
for new design**

Package Dimensions



Keep safety first in your circuit designs!

1. Renesas Technology Corp. puts the maximum effort into making semiconductor products better and safer. However, there is still the possibility that trouble may occur with them. Trouble with semiconductors may lead to personal injury, fire or property damage. Remember to give due consideration to safety when making your circuit designs, with appropriate measures such as:
(i) use of nonflammable material or (ii) prevention against any malfunction or mishap.

Notes regarding these materials

1. These materials are intended as a reference to assist our customers in the selection of products. They are not intended to be used as a substitute for the customer's own design. Renesas Technology Corp. assumes no responsibility for any damage, or infringement of intellectual property rights, or any other loss resulting from the use of any product data.
2. All information contained in these materials, including product data, diagrams, charts, programs, algorithms, or circuit application examples contained herein, are subject to change by Renesas Technology Corp. without notice. Therefore, it is recommended that customers contact Renesas Technology Corp. for the latest information before purchasing a product listed herein. The information described here may contain technical inaccuracies or omissions. Renesas Technology Corp. assumes no responsibility for any damage or loss resulting from such inaccuracies or errors. Please also pay attention to information published by Renesas Technology Corp. on its home page (<http://www.renesas.com>).
3. When using any or all of the information contained in these materials, please be sure to evaluate all information as a total system before making a final design. Renesas Technology Corp. assumes no responsibility for any damage, liability or other loss resulting from the use of any product data.
4. Renesas Technology Corp. semiconductors are not designed for use in applications where human life is potentially at stake. Please contact Renesas Technology Corp. for more information on products at the time of publication of these materials, and are subject to change by Renesas Technology Corp. without notice. Therefore, it is recommended that customers contact Renesas Technology Corp. for the latest information before purchasing a product listed herein. The information described here may contain technical inaccuracies or omissions. Renesas Technology Corp. assumes no responsibility for any damage or loss resulting from such inaccuracies or errors. Please also pay attention to information published by Renesas Technology Corp. on its home page (<http://www.renesas.com>).
5. When using any or all of the information contained in these materials, please be sure to evaluate all information as a total system before making a final design. Renesas Technology Corp. assumes no responsibility for any damage, liability or other loss resulting from the use of any product data.
6. Renesas Technology Corp. semiconductors are not designed for use in applications where human life is potentially at stake. Please contact Renesas Technology Corp. for more information on products at the time of publication of these materials, and are subject to change by Renesas Technology Corp. without notice. Therefore, it is recommended that customers contact Renesas Technology Corp. for the latest information before purchasing a product listed herein. The information described here may contain technical inaccuracies or omissions. Renesas Technology Corp. assumes no responsibility for any damage or loss resulting from such inaccuracies or errors. Please also pay attention to information published by Renesas Technology Corp. on its home page (<http://www.renesas.com>).
7. The prior written approval of Renesas Technology Corp. is required for the export of these materials in whole or in part these materials. These materials may be exported under a license from the Japanese government and may require a license from the government of the country of destination. It is prohibited to export these materials to the U.S. and/or the country of destination is prohibited. These materials may be exported under a license from the Japanese government and may require a license from the government of the country of destination. It is prohibited to export these materials to the U.S. and/or the country of destination is prohibited.
8. Please contact Renesas Technology Corp. for more information on products at the time of publication of these materials, and are subject to change by Renesas Technology Corp. without notice. Therefore, it is recommended that customers contact Renesas Technology Corp. for the latest information before purchasing a product listed herein. The information described here may contain technical inaccuracies or omissions. Renesas Technology Corp. assumes no responsibility for any damage or loss resulting from such inaccuracies or errors. Please also pay attention to information published by Renesas Technology Corp. on its home page (<http://www.renesas.com>).

RENESAS SALES



<http://www.renesas.com>

Refer to "<http://www.renesas.com>" for the latest and detailed information.

Renesas Technology America, Inc.
450 Holger Way, San Jose, CA 95128, U.S.A.
Tel: <1> (408) 382-7500, Fax: <1> (408) 382-7501

Renesas Technology Europe Limited
Dukes Meadow, Millboard Road, Bourne End, Buckinghamshire, SL8 5FH, U.K.
Tel: <44> (1628) 585-100, Fax: <44> (1628) 585-900

Renesas Technology Hong Kong Ltd.
7th Floor, North Tower, World Finance Centre, Harbour City, 1 Canton Road, Tsimshatsui, Kowloon, Hong Kong
Tel: <852> 2265-6688, Fax: <852> 2730-6071

Renesas Technology Taiwan Co., Ltd.
10th Floor, No.99, Fushing North Road, Taipei, Taiwan
Tel: <886> (2) 2715-2888, Fax: <886> (2) 2713-2999

Renesas Technology (Shanghai) Co., Ltd.
Unit2607 Ruijing Building, No.205 Maoming Road (S), Shanghai 200020, China
Tel: <86> (21) 6472-1001, Fax: <86> (21) 6415-2952

Renesas Technology Singapore Pte. Ltd.
1 Harbour Front Avenue, #06-10, Keppel Bay Tower, Singapore 098632
Tel: <65> 6213-0200, Fax: <65> 6278-8001