


# S1L5 Pin Diode Switch

## Single Pole, Single Throw

### Absorptive

#### Features:

- Incorporated TTL-compatible driver for convenient system integration and operates from +5V and -15V DC power supplies.
- DC blocks at all RF ports.
- Ruggedized construction.
- RoHS-compliant versions available.
- Hermetic versions available.



#### Specifications:

Parameter	Specification	Units
Frequency Range	1 – 12	GHz
Insertion Loss (max)	2.2	dB
VSWR (max) 50 ohms	2.0	ratio
Isolation (min)	70	dB
Switching Speed (max)	100	nsec
CW RF Power, Operating (max)	0.5	W

#### Notes:

DC Bias: +5V +/-0.5V @ 50 mA max  
(Standard) -15V +/-3V @ 50 mA max

DC Bias: +5V +/-0.5V @ 60 mA max  
(-5 option) -5V +/-0.5V @ 60 mA max

DC Bias: +15V +/-3V @ 50 mA max  
(-12 option) -15V +/-3V @ 50 mA max

Control: TTL 0 = Low Loss  
TTL 1 = Isolation

Absorptive Switch: 50 ohm termination present at both RF ports (in isolation mode).

Switching speed is defined as 50% TTL to 90% RF (t-on) and 50% TTL to 10% RF (t-off).

#### Mechanical Specifications:

Case Style: S1 Outline  
Finish: Gold Plate per MIL-G-45204  
Bias & Control Pins: ø0.02" x 0.15" long  
Weight: 20 g max  
Mounting: ø0.10" through holes  
(4) places

#### Screening:

Internal Visual per MIL-STD-883, Method 2017  
Temperature Cycle: -65 °C to +100 °C, 10 cycles

Hermetically-sealed switches are fine and gross leak checked per MIL-STD-883, Method 1014.

Optional High-Rel screening available upon request. Contact the factory to discuss your screening requirements.

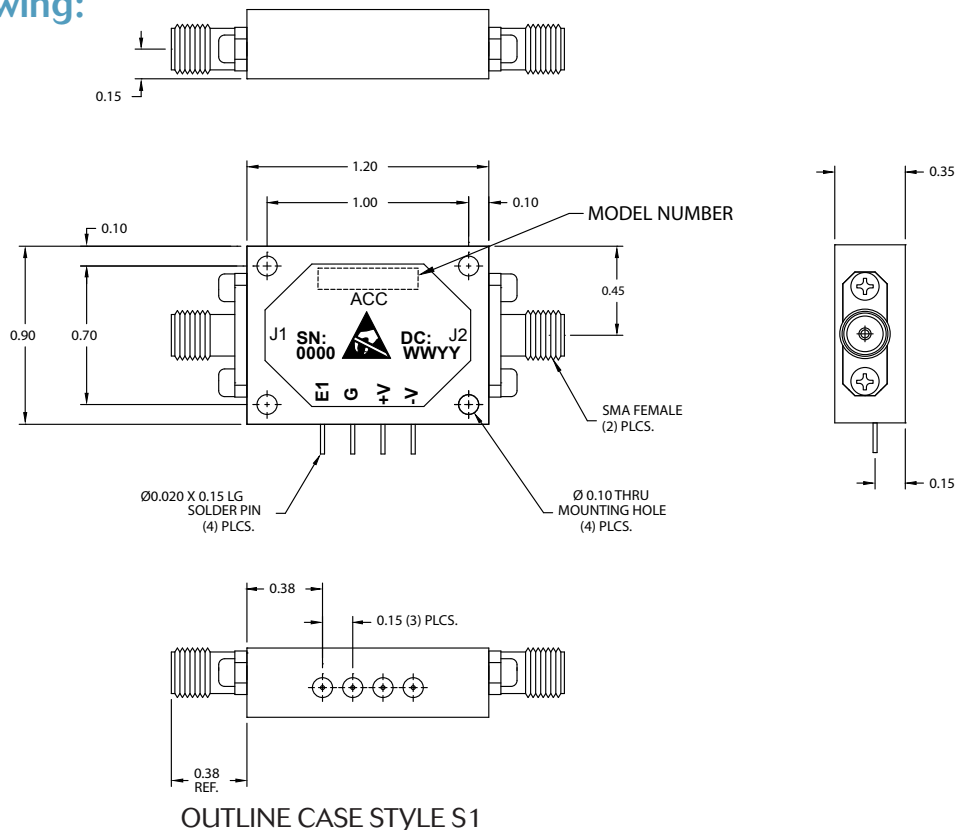
#### Environmental Specifications:

MIL-E-5400, MIL-STD-202, MIL-E-16400  
Operating Temp: -55 °C to +85 °C  
Storage Temp: -65 °C to +125 °C  
Humidity: MIL-STD-202F, M103, Cond B  
Shock: MIL-STD-202F, M213, Cond B  
Altitude: MIL-STD-202F, M105, Cond B  
Vibration: MIL-STD-202F, M204, Cond B  
Thermal Shock: MIL-STD-202F, M107, Cond A  
Temperature Cycle: MIL-STD-202F, M105C, Cond D



40 Industrial Way East, Eatontown, NJ 07724 [USA]  
Phone: (732) 460-0212, Fax: (732) 460-0214  
www.aeroflex.com/acc, email: acc-sales@eroflex.com

Revision Date: 1/25/2011



## Part Number Ordering Information:

- Add "-RC" suffix: RoHS-compliant
- Add "-H" suffix: Hermetic seal
- Add "-5" suffix: +/-5V DC supplies
- Add "-5-RC" suffix: +/-5V DC supplies, RoHS-compliant
- Add "-5-H" suffix: +/-5V DC supplies, Hermetic seal
- Add "-12" suffix: +/-15V DC supplies
- Add "-12-RC" suffix: +/-15V DC supplies, RoHS-compliant
- Add "-12-H" suffix: +/-15V DC supplies, Hermetic seal

**Aeroflex Control Components**  
Aeroflex Microelectronic Solutions  
40 Industrial Way East  
Eatontown, NJ 07724 USA  
Fax: (732) 460-0214


Sales  
Phone: (732) 460-0212  
ACC-sales@aeroflex.com

[www.aeroflex.com/Microwave](http://www.aeroflex.com/Microwave) [www.aeroflex.com/ACC](http://www.aeroflex.com/ACC)

Aeroflex Control Components reserves the right to make changes to any products and services herein at any time without notice. Consult Aeroflex or an authorized sales representative to verify that the information in this data sheet is current before using this product. Aeroflex does not assume any responsibility or liability arising out of the application or use of any product or service described herein, except as expressly agreed to in writing by Aeroflex; nor does the purchase, lease, or use of a product or service from Aeroflex convey a license under any patent rights, copyrights, trademark rights, or any other of the intellectual rights of Aeroflex or of third parties.

Copyright 2011 Aeroflex Control Components. All rights reserved.

ISO 9001:2008 certified



Our passion for performance is defined by three attributes represented by these three icons: solution-minded, performance-driven and customer-focused.