

ACP-4010/4320

4U Rackmount Chassis with Dual System Support or Dual SAS/SATA HDD Trays



Features

- Supports either an ATX motherboard or a PICMG backplane with up to 15 slots
- ACP-4010 supports one or two systems in a single chassis
- ACP-4010 supports two 5.25" and two 3.5" disk drives
- ACP-4320 supports dual SAS/SATA HDD trays for data monitoring applications
- LED indicators and alarm notification for system fault detection and network connection
- Lockable front door prevents unauthorized access

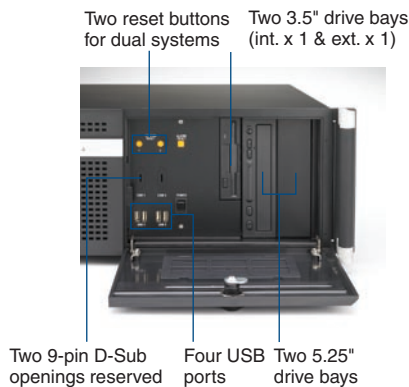


Specifications

Drive Bay	5.25"	Front-accessible	Internal
	3.5"	2/2	1/-
Cooling	Fan	2 (12 cm /85 CFM each) / 1 (12 cm /114 CFM) + 1 (6 cm /28 CFM)	
	Air Filter	Yes	
Front I/O Interface	USB	4 / 2	
	9-pin D-Sub	2 (Reserved) / -	
Miscellaneous	LED Indicators	Power, HDD, temperature, fan, LAN1, and LAN2	
	Rear Panel	Backplane version: One 9-pin D-Sub opening Motherboard version: Five 9-pin D-Sub and one 68-pin SCSI openings	
Environment	Operating	Operating	Non-Operating
	Temperature	0 ~ 40° C (32 ~ 104° F)	-20 ~ 60° C (-4 ~ 140° F)
	Humidity	10 ~ 85 % @ 40° C, non-condensing	10 ~ 95 % @ 40° C, non-condensing
	Vibration (5 ~ 500 Hz)	1 Grms	2 G
	Shock	10 G (with 11 ms duration, half sine wave)	30 G
Physical Characteristics	Dimensions (W x H x D)	482 x 177 x 480 mm (19" x 7.0" x 18.9")	
	Weight	16.6 kg (36.5 lb) / 17.6 kg (38.7 lb)	

*Installation of all 15 full-size cards will sacrifice the two 3.5" disk drive bays.

Front Drive Bay of ACP-4010




Easy-to-maintain dual fans



Inside view of ACP-4010

Front Drive Bay of ACP-4320

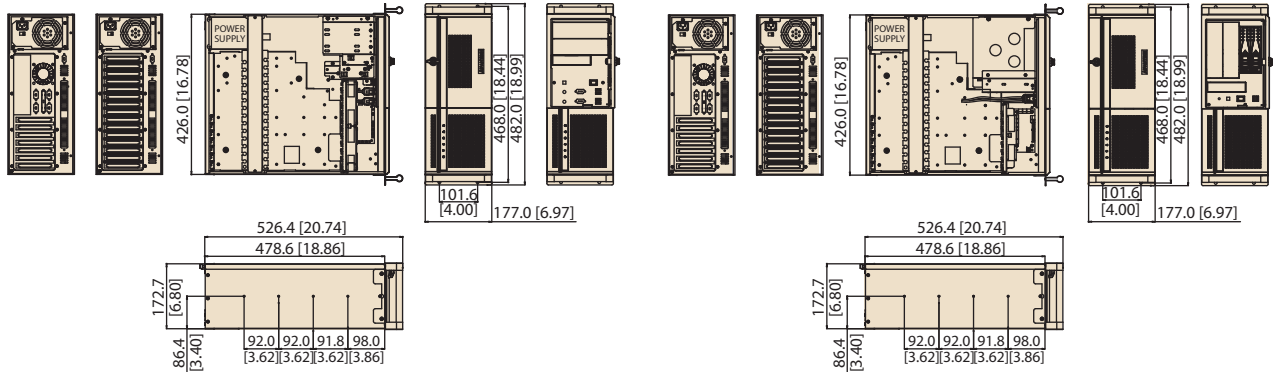


Dimensions

Unit: mm (inch)

ACP-4010

ACP-4320



Power Supply Options

Part Number	Specifications					
	Watts	Input	Output	Mini-load	Safety	MTBF
PS-300ATX-ZBE (ATX, PFC)	300 W	AC 100 ~ 240 V (full range)	+5 V @ 30 A, +3.3 V @ 28 A, +12 V @ 15 A, -5 V @ 0.3 A, -12 V @ 0.8 A, +5 Vsb @ 2 A	+5 V @ 0.5 A, +12 V @ 0.5 A	UL/cUL/TUV/CB/CCC	100,000 hrs @ 25° C
PS-400ATX-ZBE (ATX, PFC)	400 W	AC 100 ~ 240 V (full range)	+5 V @ 35 A, +3.3 V @ 28 A, +12 V @ 30 A, -5 V @ 0.5 A, -12 V @ 0.8 A, +5 Vsb @ 2 A	+5 V @ 3 A, +12 V @ 1 A, +5 Vsb @ 0.1 A	UL/cUL/TUV/CB/CCC	91,000 hrs @ 25° C
RPS-300ATX-ZE (ATX, PFC)	300 W	AC 100 ~ 240 V (full range)	+5 V @ 25 A, +3.3 V @ 18 A, +12 V @ 16 A, -5 V @ 0.5 A, -12 V @ 0.5 A, +5 Vsb @ 2 A	+5 V @ 3 A, +3.3 V @ 1 A, +12 V @ 2 A, +5 Vsb @ 0.1 A	UL/cUL/TUV/CB/CCC	100,000 hrs @ 25° C
RPS-400ATX-ZE (ATX, PFC)	400 W	AC 100 ~ 240 V (full range)	+5 V @ 35 A, +3.3 V @ 25 A, +12 V @ 28 A, -5 V @ 0.5 A, -12 V @ 1.2 A, +5 Vsb @ 2 A	+5 V @ 3 A, +3.3 V @ 1 A, +12 V @ 2 A, +5 Vsb @ 0.1 A	UL/cUL/TUV/CB/CCC	100,000 hrs @ 25° C

Accessories

Part Number	Description
96DVR-40X-I-AS-B	Black 5.25" 16X/40X/24X DVDRW-ROM
96FDD-144-TE-B	Black 3.5" FDD
1990001299	Fan filter 95 x 130 mm
1990001298	Door filter 150 x 68 mm
96624K0000E	Fan 120 x 120 x 25 mm for ACP-4010
17570000386	Fan 120 x 120 x 25 mm for ACP-4320
9662132000E	Black 3.5" mobile HDD tray

Ordering Information

Model Name	Power Supply	Motherboard/Backplane	Regulation
Backplane Version			
ACP-4010BP-00XE	Without power supply, with ATX switch	-	-
ACP-4010BP-30ZE	PS-300ATX-ZBE	-	CE
ACP-4320BP-00XE	Without power supply, with ATX switch	-	-
ACP-4320BP-30ZE	PS-300ATX-ZBE	-	CE
Motherboard Version			
ACP-4010MB-00XE	Without power supply, with ATX switch	-	-
ACP-4010MB-30ZE	PS-300ATX-ZBE	-	CE
ACP-4320MB-00XE	Without power supply, with ATX switch	-	-
ACP-4320MB-30ZE	PS-300ATX-ZBE	-	CE

ACP-4320



Easy-to-maintain system fan & reusable filter