

EG01Y

ULTRA FAST RECOVERY RECTIFIER DIODE

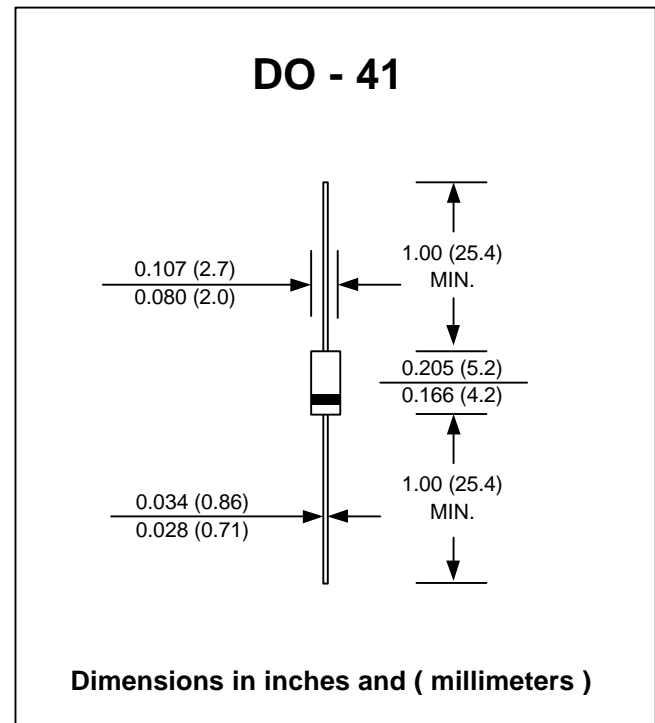
PRV : 70 Volts
Io : 1.0 Ampere

FEATURES :

- * High current capability
- * High surge current capability
- * High reliability
- * Low reverse current
- * Low forward voltage drop
- * Fast switching for high efficiency
- * **Pb / RoHS Free**

MECHANICAL DATA :

- * Case : DO-41 Molded plastic
- * Epoxy : UL94V-O rate flame retardant
- * Lead : Axial lead solderable per MIL-STD-202, Method 208 guaranteed
- * Polarity : Color band denotes cathode end
- * Mounting position : Any
- * Weight : 0.34 gram



MAXIMUM RATINGS AND ELECTRICAL CHARACTERISTICS

Rating at 25 °C ambient temperature unless otherwise specified.

Single phase, half wave, 60 Hz, resistive or inductive load.

For capacitive load, derate current by 20%.

RATING	SYMBOL	VALUE	UNIT
Maximum Peak Reverse Voltage	VRM	70	V
Maximum Peak Reverse Surge Voltage	VRSM	70	V
Maximum Average Rectified Forward Current Ta=50°C (Note1)	IF(AV)	1.0	A
Maximum Peak Forward Surge Current (50 Hz, Half-cycle, Sine wave, Single Shot)	IFSM	30	A
Maximum Forward Voltage at IF = 1A	VF	1.2	V
Maximum Forward Current	IF	1.0	A
Maximum Reverse Current at Reverse voltage	IR	0.1	mA
Maximum Reverse Current at Reverse voltage Ta = 100 °C	IR(H)	0.5	mA
Maximum Reverse Recovery Time (Note 2)	Trr	100	ns
Junction Temperature Range	TJ	- 40 to + 150	°C
Storage Temperature Range	TSTG	- 40 to + 150	°C

Notes :

- (1) Lead Length 15 mm.
- (2) Reverse Recovery Test Conditions : IF = 100 mA, I_{RP} = 100 mA.

RATING AND CHARACTERISTIC CURVES (EG01Y)

FIG.1 - REVERSE RECOVERY TIME CHARACTERISTIC AND TEST CIRCUIT DIAGRAM

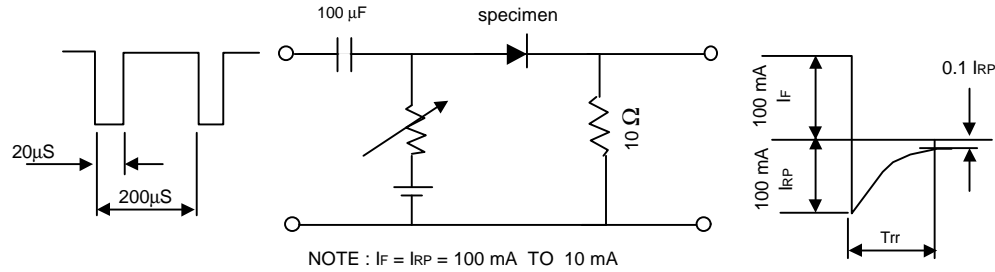


FIG.2 - DERATING CURVE FOR OUTPUT RECTIFIED CURRENT

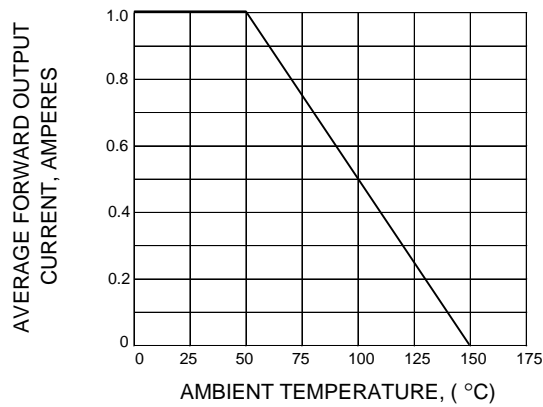


FIG.3 - MAXIMUM NON-REPETITIVE PEAK FORWARD SURGE CURRENT

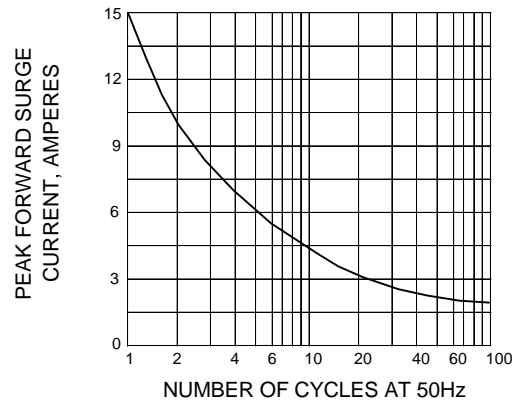


FIG.4 - TYPICAL FORWARD CHARACTERISTICS

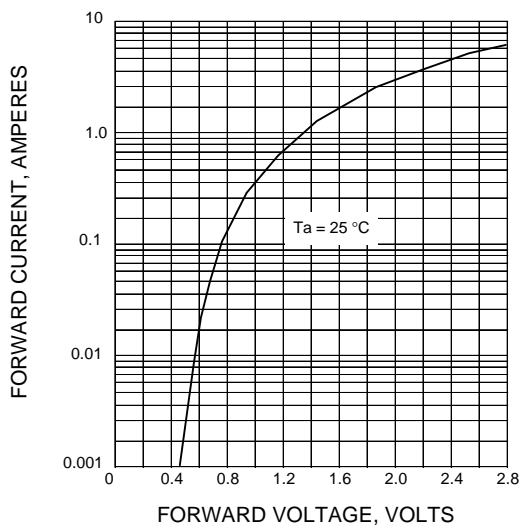


FIG.5 - TYPICAL REVERSE CHARACTERISTICS

